

# Qatar Classic Challenge

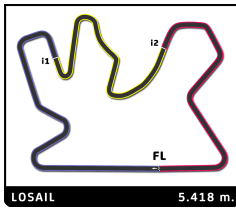
## Qatar 1812 KM

### Free Practice

## Sector Analysis

— Invalidated Lap    ■ Personal Best    ■ Session Best    B Crossing the pit lane

Lap	D	Time	Sector 1	Sector 2	Sector 3	Kph	Elapsed	Lap	D	Time	Sector 1	Sector 2	Sector 3	Kph	Elapsed
<div style="border: 1px solid black; padding: 2px; display: inline-block; font-weight: bold; font-size: 24px;">2</div> <b>1. Frank JACOB</b> Lola T210 1970 -2L								17	1	2:10.567	45.657	42.393	42.517	149.4	44:08.743
1	1	3:34.708	1:51.727	52.539	50.442	86.1	3:34.708								
2	1	2:29.245	53.972	47.744	47.529	130.7	6:03.953								
3	1	2:24.370	52.222	46.007	46.141	135.1	8:28.323								
4	1	2:22.240	50.747	45.459	46.034	137.1	10:50.563								
5	1	2:18.492	49.691	44.519	44.282	140.8	13:09.055								
6	1	4:03.563 B	1:08.692	1:20.539	1:34.332	80.1	17:12.618								
7	1	6:25.817	4:55.652	45.314	44.851	50.6	23:38.435								
8	1	2:17.588	49.695	44.388	43.505	141.8	25:56.023								
9	1	2:17.318	49.035	44.295	43.988	142.0	28:13.341								
10	1	2:18.895	49.118	43.587	46.190	140.4	30:32.236								
11	1	2:15.941	48.184	43.771	43.986	143.5	32:48.177								
12	1	<b>2:14.297</b>	<b>48.045</b>	<b>43.180</b>	<b>43.072</b>	145.2	35:02.474								
13	1	2:47.771 B	49.933	53.211	1:04.627	116.3	37:50.245								
14	1	8:06.229	6:38.970	43.724	43.535	40.1	45:56.474								
<div style="border: 1px solid black; padding: 2px; display: inline-block; font-weight: bold; font-size: 24px;">12</div> <b>1. Geoffroy PETER</b> Porsche 911 Carrera RSR 2.8L 1973 GT								18	1	2:08.663	46.086	42.084	40.493	151.6	46:17.406
1	1	3:21.350	1:41.729	50.521	49.100	91.9	3:21.350								
2	1	2:32.143	54.806	48.297	49.040	128.2	5:53.493								
3	1	2:42.336 B	54.240	49.522	58.574	120.2	8:35.829								
4	1	5:49.561	4:02.429	48.297	58.835	55.8	14:25.390								
5	1	3:50.271	1:17.913	1:12.665	1:19.693	84.7	18:15.661								
6	1	3:35.341	1:31.600	1:12.024	51.717	90.6	21:51.002								
7	1	2:29.918	53.566	49.245	47.107	130.1	24:20.920								
8	1	2:25.800	52.644	<b>46.589</b>	46.567	133.8	26:46.720								
9	1	2:27.142	54.235	47.727	<b>45.180</b>	132.6	29:13.862								
10	1	<b>2:24.368</b>	<b>51.424</b>	46.938	46.006	135.1	31:38.230								
11	1	2:24.950	52.564	46.985	45.401	134.6	34:03.180								
12	1	2:25.557	52.513	47.151	45.893	134.0	36:28.737								
13	1	2:27.943	55.325	46.649	45.969	131.8	38:56.680								
14	1	2:24.492	52.298	46.770	45.424	135.0	41:21.172								
15	1	2:24.935	52.732	46.783	45.420	134.6	43:46.107								
16	1	2:27.026	51.884	47.114	48.028	132.7	46:13.133								
<div style="border: 1px solid black; padding: 2px; display: inline-block; font-weight: bold; font-size: 24px;">3</div> <b>1. Jason STUART WRIGHT</b> Lola T70 Mk.3B 1968 +2L														Ginetta G16 1969 -2L	
1	1	4:07.870	2:31.725	48.761	47.384	74.6	4:07.870								
2	1	2:23.490	53.477	45.916	44.097	135.9	6:31.360								
3	1	2:25.951	52.926	47.209	45.816	133.6	8:57.311								
4	1	2:23.066	52.690	45.672	44.704	136.3	11:20.377								
5	1	2:24.158 B	<b>47.234</b>	43.585	53.339	135.3	13:44.535								
6	1	7:44.794	5:11.903	1:22.283	1:10.608	42.0	21:29.329								
7	1	2:17.338	51.125	43.853	<b>42.360</b>	142.0	23:46.667								
8	1	2:15.323	48.753	43.887	42.683	144.1	26:01.990								
9	1	<b>2:13.008</b>	47.533	42.949	42.526	146.6	28:14.998								
10	1	2:25.553 B	48.108	43.663	53.782	134.0	30:40.551								
11	1	8:25.389	6:56.224	44.936	44.229	38.6	39:05.940								
12	1	2:15.140	48.534	43.481	43.125	144.3	41:21.080								
13	1	2:16.548	49.488	43.498	43.562	142.8	43:37.628								
14	1	2:13.486	48.404	<b>42.642</b>	42.440	146.1	45:51.114								
<div style="border: 1px solid black; padding: 2px; display: inline-block; font-weight: bold; font-size: 24px;">4</div> <b>1. Henrique GEMPERLE</b> <b>2. Marc de SIEBENTHAL</b> Porsche 908/03 1971 +2L															
1	2	3:00.077	1:32.462	44.439	43.176	102.7	3:00.077								
2	2	2:10.413	47.981	41.773	40.659	149.6	5:10.490								
3	2	2:05.876	44.929	41.086	39.861	155.0	7:16.366								
4	2	2:07.322	<b>44.652</b>	41.882	40.788	153.2	9:23.688								
5	2	<b>2:05.308</b>	44.948	<b>40.372</b>	39.988	155.7	11:28.996								
6	2	2:06.216	45.122	41.305	39.789	154.5	13:35.212								
7	2	3:51.908 B	1:13.435	1:14.282	1:24.191	84.1	17:27.120								
8	1	7:10.155	5:40.599	44.964	44.592	45.3	24:37.275								
9	1	2:14.752	49.927	43.822	41.003	144.7	26:52.027								
10	1	2:13.910	48.927	43.801	41.182	145.7	29:05.937								
11	1	2:11.510	46.043	43.052	42.415	148.3	31:17.447								
12	1	2:13.360	48.424	42.125	42.811	146.3	33:30.807								
13	1	2:08.128	45.998	41.904	40.226	152.2	35:38.935								
14	1	2:07.466	46.070	41.361	40.035	153.0	37:46.401								
15	1	2:06.214	45.545	40.951	<b>39.718</b>	154.5	39:52.615								
16	1	2:05.561	45.150	40.410	40.001	155.3	41:58.176								
<div style="border: 1px solid black; padding: 2px; display: inline-block; font-weight: bold; font-size: 24px;">22</div> <b>1. Didier ROBIN</b> <b>2. Maxime ROBIN</b> Chevron B16 1970 -2L								1	1	2:46.784	1:20.297	45.082	<b>41.405</b>	110.9	2:46.784
2	1	<b>2:13.554</b>	<b>47.511</b>	<b>43.906</b>	42.137	146.0	5:00.338								
<div style="border: 1px solid black; padding: 2px; display: inline-block; font-weight: bold; font-size: 24px;">24</div> <b>1. François BOURDIN</b> Chevron B16 1971 -2L								1	1	3:21.654	1:43.489	49.213	48.952	91.7	3:21.654
2	1	2:18.968	50.735	45.398	42.835	140.4	5:40.622								
3	1	2:16.834	49.156	44.055	43.623	142.5	7:57.456								
4	1	<b>2:13.424</b>	47.853	<b>43.583</b>	<b>41.988</b>	146.2	10:10.880								
5	1	2:17.338	<b>47.796</b>	45.443	44.099	142.0	12:28.218								
6	1	2:56.845 B	48.640	45.950	1:22.255	110.3	15:25.063								
7	1	8:32.130 B	6:40.285	52.620	59.225	38.1	23:57.193								



# Qatar Classic Challenge

## Qatar 1812 KM

### Free Practice

## Sector Analysis

— Invalidated Lap    ■ Personal Best    ■ Session Best    B Crossing the pit lane

Lap D	Time	Sector 1	Sector 2	Sector 3	Kph	Elapsed	Lap D	Time	Sector 1	Sector 2	Sector 3	Kph	Elapsed	
<b>25</b>	1. Emmanuel BRIGAND Porsche 935 1981 GT						13 1	2:27.867	54.351	47.360	46.156	131.9	38:56.477	
	1 1	3:06.624	1:33.056	48.698	44.870	99.1	3:06.624	14 1	<b>2:24.464</b>	51.955	46.982	45.527	135.0	41:20.941
	2 1	2:14.639	48.819	43.716	42.104	144.9	5:21.263	15 1	2:24.866	52.547	<b>46.835</b>	<b>45.484</b>	134.6	43:45.807
	3 1	2:15.519	48.158	43.229	44.132	143.9	7:36.782	16 1	2:24.927	<b>51.827</b>	47.376	45.724	134.6	46:10.734
	4 1	2:14.612	47.771	43.824	43.017	144.9	9:51.394							

5 1	2:14.334	47.481	44.256	42.597	145.2	12:05.728
6 1	2:57.619 B	54.664	53.900	1:09.055	109.8	15:03.347
7 1	6:30.035	3:56.901	1:23.067	1:10.067	50.0	21:33.382
8 1	2:13.982	48.133	43.180	42.669	145.6	23:47.364
9 1	2:13.867	47.695	43.913	42.259	145.7	26:01.231
10 1	2:12.109	47.143	42.653	42.313	147.6	28:13.340
11 1	2:13.186	47.793	42.559	42.834	146.4	30:26.526
12 1	2:13.032	47.429	42.601	43.002	146.6	32:39.558
13 1	2:11.258	47.327	42.085	41.846	148.6	34:50.816
14 1	2:30.879 B	46.476	43.042	1:01.361	129.3	37:21.695
15 1	4:32.363	3:07.830	42.322	42.211	71.6	41:54.058
16 1	2:10.181	46.380	42.733	<b>41.068</b>	149.8	44:04.239
17 1	<b>2:09.420</b>	<b>46.290</b>	<b>41.776</b>	41.354	150.7	46:13.659

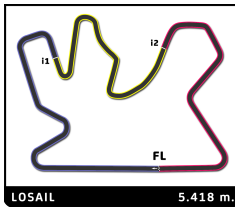
Lap D	Time	Sector 1	Sector 2	Sector 3	Kph	Elapsed	
<b>31</b>	1. Ross HYETT 2. Charlie HYETT Chevron B31 1975 -2L						
	1 1	3:09.230	1:38.956	47.347	42.927	97.7	3:09.230
	2 1	2:15.606	50.042	44.032	41.532	143.8	5:24.836
	3 1	2:11.920	47.269	42.017	42.634	147.9	7:36.756
	4 1	2:15.161	48.071	43.954	43.136	144.3	9:51.917
5 1	2:30.058 B	48.349	45.002	56.707	130.0	12:21.975	
6 1	6:54.688	4:14.180	1:16.130	1:24.378	47.0	19:16.663	
7 1	3:11.274 B	1:22.803	51.226	57.245	102.0	22:27.937	
8 2	5:23.727	3:58.278	43.924	41.525	60.3	27:51.664	
9 2	2:09.810	47.111	43.071	39.628	150.3	30:01.474	
10 2	2:07.572	45.362	42.024	40.186	152.9	32:09.046	
11 2	2:07.390	45.561	42.825	39.004	153.1	34:16.436	
12 2	2:19.334 B	45.000	41.840	52.494	140.0	36:35.770	
13 2	4:22.208	3:01.884	41.245	39.079	74.4	40:57.978	
14 2	2:04.863	45.518	40.348	38.997	156.2	43:02.841	
15 2	<b>2:02.525</b>	<b>44.811</b>	<b>39.575</b>	<b>38.139</b>	159.2	45:05.366	

Lap D	Time	Sector 1	Sector 2	Sector 3	Kph	Elapsed	
<b>33</b>	1. Kurt G. THIEL Porsche 911 Carrera RSR 2.8 1973 GT						
	1 1	3:55.085	2:09.682	53.766	51.637	78.7	3:55.085
	2 1	2:34.554	56.393	49.707	48.454	126.2	6:29.639
	3 1	2:33.747	56.279	48.338	49.130	126.9	9:03.386
	4 1	2:46.313 B	53.352	49.958	1:03.003	117.3	11:49.699
5 1	6:23.624	3:52.631	1:12.477	1:18.516	50.8	18:13.323	
6 1	3:35.739	1:32.654	1:12.258	50.827	90.4	21:49.062	
7 1	2:30.282	53.477	50.255	46.550	129.8	24:19.344	
8 1	2:25.810	52.608	47.126	46.076	133.8	26:45.154	
9 1	2:26.669	52.842	47.503	46.324	133.0	29:11.823	
10 1	2:25.974	52.724	47.252	45.998	133.6	31:37.797	
11 1	2:25.028	52.165	47.235	45.628	134.5	34:02.825	
12 1	2:25.785	52.453	47.076	46.256	133.8	36:28.610	

Lap D	Time	Sector 1	Sector 2	Sector 3	Kph	Elapsed	
<b>44</b>	1. Romain BELLETESTE 2. José OLIVEIRA Lola T70 Mk.3 1974 +2L						
	1 1	4:30.923	2:48.292	53.574	49.057	68.3	4:30.923
	2 1	2:29.979	54.429	47.541	48.009	130.1	7:00.902
	3 1	2:31.321	52.752	50.282	48.287	128.9	9:32.223
	4 1	2:32.415	54.304	49.877	48.234	128.0	12:04.638
5 1	2:51.534	53.122	49.156	1:09.256	113.7	14:56.172	
6 1	4:02.164	1:31.373	1:12.518	1:18.273	80.5	18:58.336	
7 1	3:11.239	1:28.098	55.993	47.148	102.0	22:09.575	
8 1	2:26.411	50.270	46.558	49.583	133.2	24:35.986	
9 1	2:24.364	50.970	47.355	46.039	135.1	27:00.350	
10 1	2:33.632 B	50.822	47.254	55.556	127.0	29:33.982	
11 2	5:27.410	3:56.001	45.694	45.715	59.6	35:01.392	
12 2	2:17.507	49.047	44.407	44.053	141.8	37:18.899	
13 2	2:19.245	50.370	44.776	44.099	140.1	39:38.144	
14 2	2:15.727	<b>47.712</b>	<b>43.772</b>	44.243	143.7	41:53.871	
15 2	2:17.241	48.226	44.919	44.096	142.1	44:11.112	
16 2	<b>2:15.250</b>	48.293	44.004	<b>42.953</b>	144.2	46:26.362	

Lap D	Time	Sector 1	Sector 2	Sector 3	Kph	Elapsed	
<b>50</b>	1. Stephan JOEBSTL 2. Andy WILLIS Lola T70 Mk.3B 1971 +2L						
	1 2	4:08.201	2:32.366	48.741	47.094	74.5	4:08.201
	2 2	2:24.145	53.702	46.172	44.271	135.3	6:32.346
	3 2	2:27.968	53.924	47.988	46.056	131.8	9:00.314
	4 2	2:18.710	49.001	45.706	44.003	140.6	11:19.024
5 2	2:13.657	47.174	44.329	42.154	145.9	13:32.681	
6 2	3:48.985	1:15.103	1:14.347	1:19.535	85.2	17:21.666	
7 2	4:08.585	1:36.762	1:21.988	1:09.835	78.5	21:30.251	
8 2	2:15.684	49.007	44.424	42.253	143.8	23:45.935	
9 2	2:14.481	48.606	44.051	41.824	145.0	26:00.416	
10 2	2:14.726	48.371	44.327	42.028	144.8	28:15.142	
11 2	2:27.176 B	48.476	43.656	55.044	132.5	30:42.318	
12 1	4:50.205	3:26.047	42.467	41.691	67.2	35:32.523	
13 1	<b>2:07.227</b>	45.459	41.641	<b>40.127</b>	153.3	37:39.750	
14 1	2:08.531	45.946	<b>41.562</b>	41.023	151.8	39:48.281	
15 1	2:08.861	45.526	42.702	40.633	151.4	41:57.142	
16 1	2:11.154	<b>45.001</b>	43.537	42.616	148.7	44:08.296	
17 1	2:09.425	46.842	42.160	40.423	150.7	46:17.721	

Lap D	Time	Sector 1	Sector 2	Sector 3	Kph	Elapsed	
<b>59</b>	1. Jean-Louis BONNET Porsche 911 Carrera RSR 3.0 1974 GT						
	1 1	3:58.509	2:08.666	54.383	55.460	77.6	3:58.509
	2 1	2:49.445	1:01.216	53.329	54.900	115.1	6:47.954
	3 1	2:50.300	1:01.713	53.855	54.732	114.5	9:38.254
	4 1	2:50.647	1:00.420	54.846	55.381	114.3	12:28.901
5 1	3:16.366 B	1:00.518	58.008	1:17.840	99.3	15:45.267	
6 1	5:55.831	3:29.475	1:10.529	1:15.827	54.8	21:41.098	
7 1	2:46.230	59.466	53.199	53.565	117.3	24:27.328	



# Qatar Classic Challenge

## Qatar 1812 KM

### Free Practice

## Sector Analysis

— Invalidated Lap    ■ Personal Best    ■ Session Best    **B** Crossing the pit lane

Lap	D	Time	Sector 1	Sector 2	Sector 3	Kph	Elapsed	Lap	D	Time	Sector 1	Sector 2	Sector 3	Kph	Elapsed
8	1	2:46.287	59.338	53.304	53.645	117.3	27:13.615	2	1	2:13.895	48.735	43.192	41.968	145.7	5:59.983
9	1	2:47.922	59.750	54.572	53.600	116.2	30:01.537	3	1	2:08.590	45.391	42.567	40.632	151.7	8:08.573
10	1	2:49.600	1:00.439	54.390	54.771	115.0	32:51.137	4	1	<span style="color: green;">2:07.697</span>	<span style="color: green;">44.991</span>	<span style="color: green;">42.076</span>	<span style="color: green;">40.630</span>	152.7	10:16.270
11	1	2:48.386	59.156	54.052	55.178	115.8	35:39.523	5	1	2:33.072 <b>B</b>	46.608	45.087	1:01.377	127.4	12:49.342
12	1	2:49.669	<span style="color: green;">58.902</span>	55.247	55.520	115.0	38:29.192	6	2	9:22.612	7:39.854	55.472	47.286	34.7	22:11.954
13	1	2:48.931	59.187	54.212	55.532	115.5	41:18.123	7	2	2:21.446	50.234	44.491	46.721	137.9	24:33.400
14	1	<span style="color: green;">2:44.151</span>	1:00.169	52.568	<span style="color: green;">51.414</span>	118.8	44:02.274	8	2	2:17.765	50.888	43.594	43.283	141.6	26:51.165
15	1	2:45.055	59.328	<span style="color: green;">51.707</span>	54.020	118.2	46:47.329	9	2	2:13.214	48.030	42.534	42.650	146.4	29:04.379

61
1.Serge LIBENS

Porsche 911 Carrera RSR 3.0 1974  
GT

1	1	3:39.690	1:55.398	52.689	51.603	84.2	3:39.690
2	1	2:36.258	56.655	51.545	48.058	124.8	6:15.948
3	1	2:32.740	55.575	50.029	47.136	127.7	8:48.688
4	1	2:34.908	52.176	51.122	51.610	125.9	11:23.596
5	1	2:31.008	52.605	47.311	51.092	129.2	13:54.604
6	1	3:40.515 <b>B</b>	1:15.645	1:02.589	1:22.281	88.5	17:35.119
7	1	4:06.406	1:41.670	1:09.479	1:15.257	79.2	21:41.525
8	1	2:38.417	59.482	52.326	46.609	123.1	24:19.942
9	1	2:29.287	53.278	48.972	47.037	130.7	26:49.229
10	1	2:27.317	52.966	47.858	46.493	132.4	29:16.546
11	1	2:26.672	<span style="color: green;">51.395</span>	47.443	47.834	133.0	31:43.218
12	1	<span style="color: green;">2:24.702</span>	51.530	<span style="color: green;">47.027</span>	<span style="color: green;">46.145</span>	134.8	34:07.920
13	1	2:25.378	51.633	47.359	46.386	134.2	36:33.298
14	1	2:27.974	51.743	49.817	46.414	131.8	39:01.272
15	1	2:26.624	51.785	48.183	46.656	133.0	41:27.896
16	1	2:29.183	51.608	50.375	47.200	130.7	43:57.079
17	1	2:51.927 <b>B</b>	58.175	51.503	1:02.249	113.4	46:49.006

62
1.Michael BIRCH

Chevron B19 1971  
-2L

1	1	2:58.435	1:26.947	46.744	44.744	103.7	2:58.435
2	1	2:19.287	50.990	44.756	43.541	140.0	5:17.722
3	1	2:18.668	50.542	44.130	43.996	140.7	7:36.390
4	1	2:16.440	49.767	43.398	43.275	143.0	9:52.830
5	1	2:33.880 <b>B</b>	48.670	47.048	58.162	126.8	12:26.710
6	1	6:45.123	4:05.764	1:17.192	1:22.167	48.1	19:11.833
7	1	3:04.643	1:26.677	53.430	44.536	105.6	22:16.476
8	1	2:19.896	50.405	44.468	45.023	139.4	24:36.372
9	1	2:18.777	51.157	45.008	42.612	140.5	26:55.149
10	1	2:15.337	48.417	43.930	42.990	144.1	29:10.486
11	1	2:15.790	49.246	43.494	43.050	143.6	31:26.276
12	1	2:15.793	48.596	43.794	43.403	143.6	33:42.069
13	1	2:13.613	48.446	43.270	41.897	146.0	35:55.682
14	1	2:13.035	<span style="color: green;">47.491</span>	43.702	41.842	146.6	38:08.717
15	1	2:15.679	48.893	43.283	43.503	143.8	40:24.396
16	1	2:13.729	48.103	43.508	42.118	145.9	42:38.125
17	1	2:13.452	47.935	43.197	42.320	146.2	44:51.577
18	1	<span style="color: green;">2:12.340</span>	47.914	<span style="color: green;">43.139</span>	<span style="color: green;">41.287</span>	147.4	47:03.917

65
1.Alexander RITTWEGER  
2.Sam HANCOCK

Ferrari 512 BBLM 1979  
GT

1	1	3:46.088	2:08.659	48.688	48.741	81.8	3:46.088
---	---	----------	----------	--------	--------	------	----------

71
1.Annette ROLNER  
2.Pierre-Alain THIBAUT

Porsche 911 Carrera RS 3.0 1975  
GT

1	2	3:18.739	1:40.577	50.132	48.030	93.1	3:18.739
2	2	2:30.471	53.504	50.237	46.730	129.6	5:49.210
3	2	2:27.437	52.838	48.662	<span style="color: green;">45.937</span>	132.3	8:16.647
4	2	2:27.808	51.891	47.812	48.105	132.0	10:44.455
5	2	<span style="color: green;">2:24.700</span>	<span style="color: green;">51.215</span>	<span style="color: green;">46.957</span>	46.528	134.8	13:09.155
6	2	4:06.697 <b>B</b>	1:09.931	1:20.060	1:36.706	79.1	17:15.852
7	1	6:00.429	4:12.897	53.521	54.011	54.1	23:16.281
8	1	2:42.554	59.027	51.217	52.310	120.0	25:58.835
9	1	2:41.443	58.619	50.714	52.110	120.8	28:40.278
10	1	2:37.807	57.411	49.569	50.827	123.6	31:18.085
11	1	2:35.107	55.469	49.596	50.042	125.8	33:53.192
12	1	2:34.159	55.119	49.067	49.973	126.5	36:27.351
13	1	2:39.282	56.648	51.814	50.820	122.5	39:06.633
14	1	2:33.777	54.878	48.645	50.254	126.8	41:40.410
15	1	2:35.367	55.163	49.676	50.528	125.5	44:15.777
16	1	2:33.450	54.788	49.317	49.345	127.1	46:49.227

72
1.Frank LAUDENKLOS  
2.Carl-Friedrich KOLB

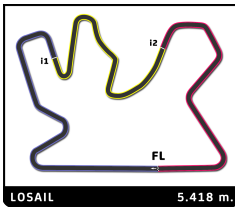
Porsche 911 2.5L ST 1972  
GT

1	1	3:37.998	1:54.298	52.995	<span style="color: green;">50.705</span>	84.8	3:37.998
2	1	2:45.702 <b>B</b>	<span style="color: green;">56.761</span>	<span style="color: green;">50.500</span>	58.441	117.7	6:23.700
3	2	6:30.455	4:16.942	1:10.553	1:02.960	50.0	12:54.155
4	2	4:13.409	1:20.916	1:21.909	1:30.584	77.0	17:07.564
5	2	4:33.253	1:47.721	1:22.381	1:23.151	71.4	21:40.817
6	2	3:04.801	1:07.900	56.368	1:00.533	105.5	24:45.618
7	2	2:57.389	1:04.963	55.993	56.433	110.0	27:43.007
8	2	2:56.339	1:03.498	54.323	58.518	110.6	30:39.346
9	2	2:52.454	1:02.739	54.043	55.672	113.1	33:31.800
10	2	2:49.029	1:00.734	54.072	54.223	115.4	36:20.829
11	2	2:50.838	59.981	56.271	54.586	114.2	39:11.667
12	2	2:50.403	59.456	54.497	56.450	114.5	42:02.070
13	2	2:47.170	59.617	53.880	53.673	116.7	44:49.240
14	2	<span style="color: green;">2:45.967</span>	59.617	52.534	53.816	117.5	47:35.207

75
1.Ludovic CARON

Chevron B31 1975  
-2L

1	1	4:07.368	2:30.485	48.144	48.739	74.8	4:07.368
---	---	----------	----------	--------	--------	------	----------



# Qatar Classic Challenge

## Qatar 1812 KM

### Free Practice

## Sector Analysis

— Invalidated Lap    ■ Personal Best    ■ Session Best    ■ Crossing the pit lane

Lap	D	Time	Sector 1	Sector 2	Sector 3	Kph	Elapsed	Lap	D	Time	Sector 1	Sector 2	Sector 3	Kph	Elapsed
2	1	2:18.233	50.827	43.496	43.910	141.1	6:25.601	5	1	3:39.262	1:00.354	1:10.356	1:28.552	89.0	17:10.782
3	1	2:22.818 <b>B</b>	46.565	42.095	54.158	136.6	8:48.419	6	1	4:19.108	1:46.832	1:22.152	1:10.124	75.3	21:29.890
4	1	6:42.839 <b>B</b>	4:36.701	49.144	1:16.994	48.4	15:31.258	7	1	2:15.794	49.039	44.243	42.512	143.6	23:45.684
5	1	6:35.642	4:56.115	55.413	44.114	49.3	22:06.900	8	1	2:23.376 <b>B</b>	48.626	43.807	50.943	136.0	26:09.060
6	1	2:12.714	46.156	44.186	42.372	147.0	24:19.614	9	1	4:32.735	3:06.238	44.972	41.525	71.5	30:41.795
7	1	2:08.114	46.663	40.937	<b>40.514</b>	152.2	26:27.728	10	1	<b>2:12.321</b>	47.179	43.448	41.694	147.4	32:54.116
8	1	2:08.903	45.728	<b>40.585</b>	42.590	151.3	28:36.631	11	1	2:13.274	47.290	43.558	42.426	146.4	35:07.390
9	1	<b>2:08.005</b>	46.232	41.181	40.592	152.4	30:44.636	12	1	2:12.421	<b>46.871</b>	<b>43.244</b>	42.306	147.3	37:19.811
								13	1	2:26.272 <b>B</b>	49.420	44.047	52.805	133.3	39:46.083
								14	1	4:37.762	3:12.364	44.042	<b>41.356</b>	70.2	44:23.845
								15	1	2:14.407	47.011	44.014	43.382	145.1	46:38.252

79

1.Oren NATAF

Chevron B8 1969  
-2L

1	1	4:10.900	2:20.544	56.510	53.846	73.7	4:10.900
2	1	2:38.821	56.210	52.479	<b>50.132</b>	122.8	6:49.721
3	1	2:48.653	1:00.636	54.340	53.677	115.7	9:38.374
4	1	2:42.022	57.848	52.687	51.487	120.4	12:20.396
5	1	3:08.712 <b>B</b>	58.369	54.779	1:15.564	103.4	15:29.108
6	1	5:21.575	2:57.658	1:08.815	1:15.102	60.7	20:50.683
7	1	2:48.375	1:06.510	51.279	50.586	115.8	23:39.058
8	1	2:43.400	<b>55.450</b>	57.001	50.949	119.4	26:22.458
9	1	2:40.021	58.092	50.989	50.940	121.9	29:02.479
10	1	2:45.227	59.011	53.546	52.670	118.0	31:47.706
11	1	2:43.399	56.767	52.867	53.765	119.4	34:31.105
12	1	2:41.608	57.555	51.419	52.634	120.7	37:12.713
13	1	2:40.704	58.360	50.929	51.415	121.4	39:53.417
14	1	2:40.461	56.879	50.686	52.896	121.6	42:33.878
15	1	<b>2:37.950</b>	56.639	<b>50.460</b>	50.851	123.5	45:11.828

80

1.Xavier MICHEL

2.Christian VAGLIO-GIORS

Chevron B19 1971  
-2L

1	2	3:51.993	2:15.602	48.192	48.199	79.7	3:51.993
2	2	2:17.361	48.675	45.465	43.221	142.0	6:09.354
3	2	2:16.129	47.045	45.946	43.138	143.3	8:25.483
4	2	2:22.601 <b>B</b>	46.790	43.952	51.859	136.8	10:48.084
5	1	4:46.850	2:43.222	56.966	1:06.662	68.0	15:34.934
6	1	3:43.970	1:02.569	1:20.086	1:21.315	87.1	19:18.904
7	1	3:01.824	1:26.993	52.000	42.831	107.3	22:20.728
8	1	2:15.852	47.864	42.962	45.026	143.6	24:36.580
9	1	2:14.867	50.016	42.513	42.338	144.6	26:51.447
10	1	2:14.322	47.946	45.147	41.229	145.2	29:05.769
11	1	2:12.850	46.898	43.004	42.948	146.8	31:18.619
12	1	2:22.288	48.312	48.611	45.365	137.1	33:40.907
13	1	2:10.651	46.904	42.699	41.048	149.3	35:51.558
14	1	<b>2:09.771</b>	<b>46.684</b>	<b>41.772</b>	41.315	150.3	38:01.329
15	1	2:26.569 <b>B</b>	50.113	44.159	52.297	133.1	40:27.898
16	1	3:36.812	2:07.575	43.037	46.200	90.0	44:04.710
17	1	2:11.899	47.959	43.390	<b>40.550</b>	147.9	46:16.609

86

1.Eric MESTDAGH

Lola T70 Mk.3B 1969  
+2L

1	1	3:43.205	2:05.832	50.178	47.195	82.9	3:43.205
2	1	2:19.783	51.204	44.724	43.855	139.5	6:02.988
3	1	2:26.456 <b>B</b>	48.319	43.988	54.149	133.2	8:29.444
4	1	5:02.076	3:34.831	44.833	42.412	64.6	13:31.520

95

1.Christophe VAN RIET

2.Alain BAZARD

Chevron B16 1970  
-2L

1	1	3:19.921	1:40.204	51.246	48.471	92.5	3:19.921
2	1	2:23.303	53.374	45.880	44.049	136.1	5:43.224
3	1	2:18.140	49.733	44.733	43.674	141.2	8:01.364
4	1	2:18.450	50.161	<b>44.016</b>	44.273	140.9	10:19.814
5	1	<b>2:17.654</b>	<b>49.084</b>	44.177	44.393	141.7	12:37.468
6	1	2:56.515 <b>B</b>	49.842	49.457	1:17.216	110.5	15:33.983
7	2	6:43.538	4:58.313	55.594	49.631	48.3	22:17.521
8	2	2:24.239	52.801	46.189	45.249	135.2	24:41.760
9	2	2:19.472	49.271	45.048	45.153	139.8	27:01.232
10	2	2:17.978	49.656	45.065	<b>43.257</b>	141.4	29:19.210
11	2	2:58.671 <b>B</b>	56.272	56.783	1:05.616	109.2	32:17.881

99

1.Jamie CONSTABLE

Chevron B19 1971  
-2L

1	1	4:14.257 <b>B</b>	2:25.482	46.945	1:01.830	72.7	4:14.257
2	1	4:32.734 <b>B</b>	2:53.533	43.746	55.455	71.5	8:46.991
3	1	2:40.210	1:15.465	42.726	42.019	121.7	11:27.201
4	1	2:09.379	46.112	42.089	41.178	150.8	13:36.580
5	1	3:54.515 <b>B</b>	1:12.987	1:14.804	1:26.724	83.2	17:31.095
6	1	4:17.387	2:32.534	1:03.194	41.659	75.8	21:48.482
7	1	2:09.292	47.758	41.468	40.066	150.9	23:57.774
8	1	2:07.277	45.430	41.554	40.293	153.2	26:05.051
9	1	2:10.523	46.891	42.306	41.326	149.4	28:15.574
10	1	2:13.804	46.963	41.943	44.898	145.8	30:29.378
11	1	2:17.069 <b>B</b>	45.893	42.002	49.174	142.3	32:46.447
12	1	6:14.766	4:48.563	42.621	43.582	52.0	39:01.213
13	1	2:07.663	46.313	41.222	40.128	152.8	41:08.876
14	1	2:05.370	45.334	<b>40.697</b>	39.339	155.6	43:14.246
15	1	<b>2:05.304</b>	<b>45.116</b>	40.869	<b>39.319</b>	155.7	45:19.550

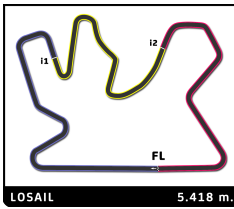
122

1.Eric EXCOFFIER

2.Clément EXCOFFIER

Chevrolet Corvette C3 1969  
GT

1	1	3:49.655	2:03.227	52.271	54.157	80.5	3:49.655
2	1	2:39.141	56.394	52.206	50.541	122.6	6:28.796
3	1	2:32.609	54.295	48.979	49.335	127.8	9:01.405
4	1	2:32.396	53.787	49.315	49.294	128.0	11:33.801
5	1	2:32.277	53.921	49.218	49.138	128.1	14:06.078
6	1	3:21.176	1:07.188	1:00.799	1:13.189	97.0	17:27.254
7	1	4:19.626 <b>B</b>	1:31.993	1:22.998	1:24.635	75.1	21:46.880



# Qatar Classic Challenge

## Qatar 1812 KM

### Free Practice

## Sector Analysis

— Invalidated Lap    ■ Personal Best    ■ Session Best    B Crossing the pit lane

Lap	D	Time	Sector 1	Sector 2	Sector 3	Kph	Elapsed	Lap	D	Time	Sector 1	Sector 2	Sector 3	Kph	Elapsed
8	1	5:04.794	3:28.500	48.182	48.112	64.0	26:51.674	2	1	2:18.800	50.017	45.540	43.243	140.5	5:43.077
9	1	<b>2:29.028</b>	53.750	46.066	49.212	130.9	29:20.702	3	1	2:12.790	47.395	43.383	42.012	146.9	7:55.867
10	1	2:35.143 B	<b>50.634</b>	46.617	57.892	125.7	31:55.845	4	1	2:12.851	46.726	44.089	42.036	146.8	10:08.718
11	2	8:31.502	6:58.410	<b>45.855</b>	<b>47.237</b>	38.1	40:27.347	5	1	2:15.320	<b>46.508</b>	46.119	42.693	144.1	12:24.038
12	2	2:40.115 B	52.300	46.468	1:01.347	121.8	43:07.462	6	1	2:56.134 B	48.692	48.279	1:19.163	110.7	15:20.172

**159** 1. Steve BROOKS  
Lola T70 Mk.3B 1968 +2L

1	1	3:56.524 B	2:05.188	50.534	1:00.802	78.2	3:56.524
2	1	3:38.845	2:08.357	46.329	44.159	89.1	7:35.369
3	1	2:15.632	48.657	44.054	42.921	143.8	9:51.001
4	1	2:20.374	49.045	47.574	43.755	138.9	12:11.375
5	1	2:47.842	49.557	51.552	1:06.733	116.2	14:59.217
6	1	4:03.138	1:30.478	1:14.417	1:18.243	80.2	19:02.355
7	1	3:11.442	1:29.023	55.503	46.916	101.9	22:13.797
8	1	2:19.991	49.054	45.578	45.359	139.3	24:33.788
9	1	2:15.464	49.791	42.838	42.835	144.0	26:49.252
10	1	2:14.275	49.118	42.812	42.345	145.3	29:03.527
11	1	2:22.093 B	47.610	43.001	51.482	137.3	31:25.620
12	1	6:35.499	5:07.236	44.337	43.926	49.3	38:01.119
13	1	2:13.470	49.221	42.375	41.874	146.1	40:14.589
14	1	2:12.593	47.239	42.810	42.544	147.1	42:27.182
15	1	2:13.147	46.983	42.285	43.879	146.5	44:40.329
16	1	<b>2:10.482</b>	<b>46.554</b>	<b>42.207</b>	<b>41.721</b>	149.5	46:50.811

**172** 1. NELSON  
2. Pierre FILLON  
Chevron B19 1971 -2L

1	1	3:34.543	2:05.342	44.459	44.742	86.2	3:34.543
2	1	2:14.724	48.245	42.747	43.732	144.8	5:49.267
3	1	<b>2:12.815</b>	<b>47.378</b>	<b>42.739</b>	<b>42.698</b>	146.9	8:02.082

**173** 1. Romain JOFFROY  
2. Xavier GAFFROY  
Porsche 911 Carrera RSR 3.0 1974 GT

1	1	3:24.894	1:44.375	50.429	50.090	90.3	3:24.894
2	1	2:28.182	53.247	46.994	47.941	131.6	5:53.076
3	1	2:25.185	51.603	47.287	<b>46.295</b>	134.3	8:18.261
4	1	<b>2:24.931</b>	<b>51.445</b>	<b>46.959</b>	46.527	134.6	10:43.192
5	1	2:50.343 B	51.932	48.951	1:09.460	114.5	13:33.535
6	1	6:10.148 B	4:02.085	57.325	1:10.738	52.7	19:43.683
7	2	5:16.659	3:33.027	51.261	52.371	61.6	25:00.342
8	2	2:35.218	56.628	49.301	49.289	125.7	27:35.560
9	2	2:38.229	57.494	50.789	49.946	123.3	30:13.789
10	2	2:37.526	55.766	50.021	51.739	123.8	32:51.315
11	2	2:32.153	55.610	48.400	48.143	128.2	35:23.468
12	2	2:34.260	55.742	49.219	49.299	126.4	37:57.728
13	2	2:40.963	1:00.381	50.446	50.136	121.2	40:38.691
14	2	2:31.278	54.521	47.569	49.188	128.9	43:09.969
15	2	2:31.868	54.567	47.885	49.416	128.4	45:41.837

**180** 1. Lars ROLNER  
Porsche 934/5 1977 GT

1	1	3:24.277	1:48.228	48.080	47.969	90.5	3:24.277
---	---	----------	----------	--------	--------	------	----------

7	1	5:33.999	3:15.303	1:01.281	1:17.415	58.4	20:54.171
8	1	2:25.673	59.835	43.876	41.962	133.9	23:19.844
9	1	2:14.232	48.892	43.655	41.685	145.3	25:34.076
10	1	2:11.152	46.811	<b>42.702</b>	41.639	148.7	27:45.228
11	1	2:12.538	47.499	43.153	41.886	147.2	29:57.766
12	1	<b>2:11.041</b>	46.737	42.980	<b>41.324</b>	148.8	32:08.807
13	1	2:49.087 B	1:01.128	48.767	59.192	115.4	34:57.894
14	1	7:10.114	5:43.464	45.185	41.465	45.3	42:08.008
15	1	2:15.124	48.682	44.060	42.382	144.3	44:23.132
16	1	2:14.297	47.378	43.463	43.456	145.2	46:37.429

**928** 1. Jörg BRATKE VON BERGEI  
2. Olivier LOUISODER  
Porsche 928 S 1980 GT

1	2	3:54.907	2:10.763	53.582	50.562	78.7	3:54.907
2	2	2:33.103	53.491	50.062	49.550	127.4	6:28.010
3	2	2:34.391	56.067	48.787	49.537	126.3	9:02.401
4	2	2:46.179 B	53.219	49.473	1:03.487	117.4	11:48.580
5	2	5:29.715 B	2:41.253	1:10.890	1:37.572	59.2	17:18.295
6	1	5:11.217	3:32.095	51.553	47.569	62.7	22:29.512
7	1	2:27.215	53.192	46.871	47.152	132.5	24:56.727
8	1	2:26.767	53.791	<b>46.174</b>	46.802	132.9	27:23.494
9	1	<b>2:26.642</b>	<b>52.795</b>	47.324	<b>46.523</b>	133.0	29:50.136
10	1	2:40.388 B	54.227	47.874	58.287	121.6	32:30.524