

Qatar Classic Challenge

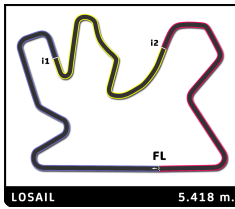
Qatar 1812 KM

Qualifying

Sector Analysis

— Invalidated Lap ■ Personal Best ■ Session Best ■ Crossing the pit lane

Lap	D	Time	Sector 1	Sector 2	Sector 3	Kph	Elapsed	Lap	D	Time	Sector 1	Sector 2	Sector 3	Kph	Elapsed
2 1. Frank JACOB Lola T210 1970 P-2L								12 1. Geoffroy PETER Porsche 911 Carrera RSR 2.8L 1973 GT							
1	1	3:03.136	1:27.763	50.016	45.357	101.0	3:03.136	1	1	3:09.558	1:28.883	50.489	50.186	97.6	3:09.558
2	1	2:17.139	48.582	43.711	44.846	142.2	5:20.275	2	1	2:27.409	53.324	47.475	46.610	132.3	5:36.967
3	1	2:15.761	49.394	43.642	42.725	143.7	7:36.036	3	1	2:25.124	52.503	46.520	46.101	134.4	8:02.091
4	1	2:12.510	47.286	43.046	42.178	147.2	9:48.546	4	1	2:26.557	53.447	47.214	45.896	133.1	10:28.648
5	1	2:12.912	47.629	43.234	42.049	146.7	12:01.458	5	1	2:23.192	51.195	46.036	45.961	136.2	12:51.840
6	1	2:46.606 B	47.259	57.730	1:01.617	117.1	14:48.064	6	1	2:22.128	50.906	45.905	45.317	137.2	15:13.968
7	1	4:55.234	3:16.267	50.825	48.142	66.1	19:43.298	7	1	2:32.734 B	51.314	46.033	55.387	127.7	17:46.702
8	1	2:39.357 B	47.950	48.167	1:03.240	122.4	22:22.655	8	1	4:14.761	2:41.396	46.161	47.204	76.6	22:01.463
9	1	6:41.733 B	4:37.435	53.628	1:10.670	48.6	29:04.388	9	1	2:22.006	51.005	45.924	45.077	137.4	24:23.469
10	1	5:56.543	4:25.622	46.011	44.910	54.7	35:00.931	10	1	2:22.284	50.979	45.388	45.917	137.1	26:45.753
11	1	2:20.430	48.861	43.794	47.775	138.9	37:21.361	11	1	3:01.314 B	53.307	46.864	1:21.143	107.6	29:47.067
12	1	2:16.857	48.497	44.299	44.061	142.5	39:38.218								
13	1	2:18.987	48.270	45.789	44.928	140.3	41:57.205								
14	1	2:45.637 B	48.695	43.997	1:12.945	117.8	44:42.842								
3 1. Jason STUART WRIGHT Lola T70 Mk.3B 1968 P+2L								14 1. Olivier HUEZ Ginetta G16 1969 P-2L							
1	1	3:35.283	2:03.829	46.528	44.926	85.9	3:35.283	1	1	5:26.766	3:35.431	54.661	56.674	56.6	5:26.766
2	1	2:17.113	48.843	44.700	43.570	142.3	5:52.396	2	1	2:34.860	55.942	50.188	48.730	126.0	8:01.626
3	1	2:14.763	48.046	43.455	43.262	144.7	8:07.159	3	1	2:31.574	55.509	48.208	47.857	128.7	10:33.200
4	1	2:15.355	48.475	43.295	43.585	144.1	10:22.514	4	1	2:28.229	53.171	47.758	47.300	131.6	13:01.429
5	1	2:12.802	46.973	43.256	42.573	146.9	12:35.316	5	1	2:27.857	53.095	47.541	47.221	131.9	15:29.286
6	1	2:14.037	47.456	43.072	43.509	145.5	14:49.353	6	1	2:26.679	52.939	47.034	46.706	133.0	17:55.965
7	1	2:23.623 B	48.226	42.775	52.622	135.8	17:12.976	7	1	3:00.705 B	1:01.950	54.814	1:03.941	107.9	20:56.670
8	1	7:52.035	6:22.614	44.469	44.952	41.3	25:05.011	8	1	5:19.651	3:43.166	47.490	48.995	61.0	26:16.321
9	1	2:16.814	47.902	43.847	45.065	142.6	27:21.825	9	1	2:46.026	55.808	46.736	1:03.482	117.5	29:02.347
10	1	3:17.159	49.501	1:07.020	1:20.638	98.9	30:38.984	10	1	3:26.539	1:21.611	1:04.951	59.977	94.4	32:28.886
11	1	2:58.923	1:30.682	44.237	44.004	109.0	33:37.907	11	1	2:24.865	52.238	46.814	45.813	134.6	34:53.751
12	1	2:12.950	47.482	42.487	42.981	146.7	35:50.857	12	1	2:26.785	52.753	46.498	47.534	132.9	37:20.536
13	1	2:12.619	47.258	42.737	42.624	147.1	38:03.476	13	1	2:35.921	52.438	46.744	56.739	125.1	39:56.457
14	1	2:12.150	48.925	42.111	41.114	147.6	40:15.626	14	1	3:08.648 B	1:03.595	55.574	1:09.479	103.4	43:05.105
15	1	2:13.341	48.702	42.894	41.745	146.3	42:28.967								
16	1	3:04.027 B	47.189	56.411	1:20.427	106.0	45:32.994								
4 1. Henrique GEMPERLE Porsche 908/03 1971 P+2L 2. Marc de SIEBENTHAL								24 1. François BOURDIN Chevron B16 1971 P-2L							
1	2	2:55.335	1:22.078	46.561	46.696	105.5	2:55.335	1	1	2:58.024	1:23.903	48.650	45.471	103.9	2:58.024
2	2	2:05.624	45.605	40.706	39.313	155.3	5:00.959	2	1	2:20.372	51.631	44.481	44.260	139.0	5:18.396
3	2	2:03.569	44.126	40.299	39.144	157.8	7:04.528	3	1	2:16.463	49.175	45.192	42.096	142.9	7:34.859
4	2	2:02.236	43.851	39.668	38.717	159.6	9:06.764	4	1	2:12.295	47.500	43.477	41.318	147.4	9:47.154
5	2	2:32.733 B	45.616	48.709	58.408	127.7	11:39.497	5	1	2:13.104	47.666	44.098	41.340	146.5	12:00.258
6	1	4:57.773	3:34.922	42.828	40.023	65.5	16:37.270	6	1	2:14.416	47.831	44.424	42.161	145.1	14:14.674
7	1	2:08.922	46.238	41.150	41.534	151.3	18:46.192	7	1	2:14.029	47.994	43.857	42.178	145.5	16:28.703
8	1	2:24.460	49.386	51.810	43.264	135.0	21:10.652	8	1	2:14.681	47.961	44.927	41.793	144.8	18:43.384
9	1	2:05.599	45.280	40.388	39.931	155.3	23:16.251	9	1	2:27.813 B	47.916	45.023	54.874	132.0	21:11.197
10	1	2:07.282	45.100	41.368	40.814	153.2	25:23.533	10	1	4:51.999	3:24.870	44.983	42.146	66.8	26:03.196
11	1	2:07.519	47.043	40.887	39.589	153.0	27:31.052	11	1	2:26.695 B	49.412	43.905	53.378	133.0	28:29.891
12	1	3:22.591 B	51.386	1:08.388	1:22.817	96.3	30:53.643	12	1	6:01.960	4:34.848	44.329	42.783	53.9	34:31.851
								13	1	2:14.474	48.031	44.004	42.439	145.0	36:46.325
								14	1	2:15.205	49.054	43.696	42.455	144.3	39:01.530
								15	1	2:12.450	47.426	43.660	41.364	147.3	41:13.980
								16	1	2:14.134	47.496	44.582	42.056	145.4	43:28.114
								17	1	3:06.632 B	1:01.669	57.814	1:07.149	104.5	46:34.746



Qatar Classic Challenge

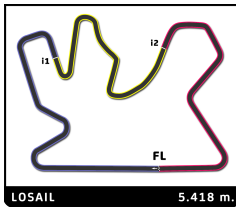
Qatar 1812 KM

Qualifying

Sector Analysis

— Invalidated Lap ■ Personal Best ■ Session Best B Crossing the pit lane

Lap	D	Time	Sector 1	Sector 2	Sector 3	Kph	Elapsed	Lap	D	Time	Sector 1	Sector 2	Sector 3	Kph	Elapsed
25 1. Emmanuel BRIGAND Porsche 935 1981 GT								6	1	2:17.183	49.828	43.572	43.783	142.2	14:42.527
1	1	2:59.214	1:26.330	48.172	44.712	103.2	2:59.214	7	1	2:15.313	47.936	43.308	44.069	144.1	16:57.840
2	1	2:17.251	49.778	43.629	43.844	142.1	5:16.465	8	1	2:15.004	48.446	43.121	43.437	144.5	19:12.844
3	1	2:12.564	47.318	43.390	41.856	147.1	7:29.029	9	1	2:15.755	47.554	44.945	43.256	143.7	21:28.599
4	1	2:10.269	46.612	42.443	41.214	149.7	9:39.298	10	1	2:27.099 B	48.372	44.315	54.412	132.6	23:55.698
5	1	2:09.217	46.330	41.592	41.295	150.9	11:48.515	11	2	5:44.892	3:38.926	48.196	1:17.770	56.6	29:40.590
6	1	2:10.036	46.082	41.917	42.037	150.0	13:58.551	12	2	3:20.628	1:34.397	1:02.270	43.961	97.2	33:01.218
7	1	2:08.600	45.921	41.691	40.988	151.7	16:07.151	13	2	2:13.505	47.101	43.046	43.358	146.1	35:14.723
8	1	2:09.198	46.599	41.679	40.920	151.0	18:16.349	14	2	2:13.193	47.026	43.041	43.126	146.4	37:27.916
9	1	2:07.738	45.539	41.671	40.528	152.7	20:24.087	15	2	2:13.470	47.763	42.710	42.997	146.1	39:41.386
10	1	2:07.575	45.735	41.532	40.308	152.9	22:31.662	16	2	2:12.702	47.458	42.900	42.344	147.0	41:54.088
11	1	2:55.650 B	55.988	55.103	1:04.559	111.0	25:27.312	17	2	2:33.502 B	47.008	42.626	1:03.868	127.1	44:27.590
31 1. Ross HYETT Chevron B31 1975 P-2L 2. Charlie HYETT								Lola T70 Mk.3B 1971 P+2L							
1	1	2:56.535	1:22.570	49.569	44.396	104.8	2:56.535	1	2	3:07.812	1:35.266	45.796	46.750	98.5	3:07.812
2	1	2:12.511	47.888	43.821	40.802	147.2	5:09.046	2	2	2:24.968 B	49.134	43.912	51.922	134.5	5:32.780
3	1	2:23.896	55.318	44.909	43.669	135.5	7:32.942	Porsche 911 Carrera RSR 3.0 1974 GT							
4	1	2:09.933	46.372	41.923	41.638	150.1	9:42.875	1	1	3:25.025	1:37.399	53.367	54.259	90.2	3:25.025
5	1	2:27.906 B	48.347	42.798	56.761	131.9	12:10.781	2	1	2:41.213	58.512	50.942	51.759	121.0	6:06.238
6	1	5:11.735	3:50.067	41.460	40.208	62.6	17:22.516	3	1	2:40.593	57.554	50.838	52.201	121.5	8:46.831
7	1	2:39.762 B	44.066	40.064	1:15.632	122.1	20:02.278	4	1	2:39.739	56.635	51.034	52.070	122.1	11:26.570
33 1. Kurt G. THIEL Porsche 911 Carrera RSR 2.8 1973 GT								Porsche 911 Carrera RSR 3.0 1974 GT							
1	1	3:08.036	1:25.112	52.791	50.133	98.4	3:08.036	5	1	2:40.159	58.067	50.382	51.710	121.8	14:06.729
2	1	2:41.364 B	55.707	49.391	56.266	120.9	5:49.400	6	1	3:00.639 B	58.254	52.911	1:09.474	108.0	17:07.368
3	1	3:58.027	2:23.758	48.212	46.057	81.9	9:47.427	7	1	4:57.097	3:11.749	52.487	52.861	65.7	22:04.465
4	1	2:24.498	51.534	47.419	45.545	135.0	12:11.925	8	1	2:44.137	57.591	51.489	55.057	118.8	24:48.602
5	1	2:23.277	51.396	46.703	45.178	136.1	14:35.202	9	1	2:41.325	58.524	50.978	51.823	120.9	27:29.927
6	1	2:23.187	51.124	46.830	45.233	136.2	16:58.389	10	1	3:19.851	59.592	1:03.498	1:16.761	97.6	30:49.778
7	1	2:23.815	51.202	47.324	45.289	135.6	19:22.204	11	1	3:12.891	1:27.254	52.233	53.404	101.1	34:02.669
8	1	2:26.743	52.733	47.949	46.061	132.9	21:48.947	12	1	2:44.466	58.835	52.669	52.962	118.6	36:47.135
9	1	2:24.594	52.143	47.198	45.253	134.9	24:13.541	13	1	2:43.277	58.746	52.368	52.163	119.5	39:30.412
10	1	2:23.556	51.872	46.516	45.168	135.9	26:37.097	14	1	2:43.189	58.615	51.471	53.103	119.5	42:13.601
11	1	3:02.798	54.896	49.709	1:18.193	106.7	29:39.895	15	1	3:15.248 B	58.304	58.875	1:18.069	99.9	45:28.849
12	1	3:25.893	1:34.437	1:03.599	47.857	94.7	33:05.788	Porsche 911 Carrera RSR 3.0 1974 GT							
13	1	2:23.575	51.683	46.869	45.023	135.9	35:29.363	1	1	3:33.385	1:40.847	55.555	56.983	86.7	3:33.385
14	1	2:23.378	51.473	46.623	45.282	136.0	37:52.741	2	1	2:46.790 B	57.530	49.864	59.396	116.9	6:20.175
15	1	2:23.075	51.101	46.774	45.200	136.3	40:15.816	3	1	4:21.852	2:45.570	48.895	47.387	74.5	10:42.027
16	1	2:23.018	51.755	46.518	44.745	136.4	42:38.834	4	1	2:26.384	52.302	47.743	46.339	133.2	13:08.411
17	1	3:08.517 B	50.919	1:01.446	1:16.152	103.5	45:47.351	5	1	2:24.881	51.123	46.639	47.119	134.6	15:33.292
44 1. Romain BELLETESTE Lola T70 Mk.3 1967 P+2L 2. José OLIVEIRA								Porsche 911 Carrera RSR 3.0 1974 GT							
1	1	3:15.720	1:39.031	50.671	46.018	94.5	3:15.720	6	1	2:25.023	51.602	47.321	46.100	134.5	17:58.315
2	1	2:17.710	48.826	45.327	43.557	141.6	5:33.430	7	1	2:25.902	52.793	47.061	46.048	133.7	20:24.217
3	1	2:17.108	49.067	44.384	43.657	142.3	7:50.538	8	1	2:25.742	51.213	47.061	47.468	133.8	22:49.959
4	1	2:18.537	50.378	44.124	44.035	140.8	10:09.075	9	1	2:24.824	51.640	46.807	46.377	134.7	25:14.783
5	1	2:16.269	48.253	43.822	44.194	143.1	12:25.344	10	1	2:26.325	51.751	47.821	46.753	133.3	27:41.108
								11	1	3:48.731 B	1:06.409	1:10.531	1:31.791	85.3	31:29.839
								12	1	3:49.672	2:12.279	48.409	48.984	84.9	35:19.511
								13	1	2:26.468	52.400	47.148	46.920	133.2	37:45.979
								14	1	2:25.465	51.282	47.253	46.930	134.1	40:11.444
								15	1	2:26.878	52.781	47.920	46.177	132.8	42:38.322



Qatar Classic Challenge

Qatar 1812 KM

Qualifying

Sector Analysis

— Invalidated Lap ■ Personal Best ■ Session Best B Crossing the pit lane

Lap	D	Time	Sector 1	Sector 2	Sector 3	Kph	Elapsed	Lap	D	Time	Sector 1	Sector 2	Sector 3	Kph	Elapsed
16	1	3:06.781 B	50.933	1:00.057	1:15.791	104.4	45:45.103	10	1	3:21.311	57.451	1:07.511	1:16.349	96.9	30:47.940

62 1. Michael BIRCH								Chevron B19 1971 P-2L							
1	1	2:58.421	1:25.328	48.174	44.919	103.7	2:58.421								
2	1	2:18.022	49.203	43.967	44.852	141.3	5:16.443								
3	1	2:14.030	48.011	42.718	43.301	145.5	7:30.473								
4	1	2:11.142	47.116	42.888	41.138	148.7	9:41.615								
5	1	2:42.640 B	53.169	49.812	59.659	119.9	12:24.255								
6	1	3:54.053	2:26.732	44.531	42.790	83.3	16:18.308								
7	1	2:09.103	46.654	41.866	40.583	151.1	18:27.411								
8	1	2:09.420	46.246	41.876	41.298	150.7	20:36.831								
9	1	2:09.838	46.415	41.838	41.585	150.2	22:46.669								
10	1	2:09.471	46.243	42.426	40.802	150.6	24:56.140								
11	1	2:09.267	46.823	41.864	40.580	150.9	27:05.407								
12	1	2:53.831 B	46.411	55.310	1:12.110	112.2	29:59.238								
13	1	4:27.253	2:59.171	43.051	45.031	73.0	34:26.491								
14	1	2:11.934	46.991	42.077	42.866	147.8	36:38.425								
15	1	2:08.549	45.792	41.949	40.808	151.7	38:46.974								
16	1	2:07.480	45.766	41.674	40.040	153.0	40:54.454								
17	1	2:07.772	45.925	41.621	40.226	152.7	43:02.226								
18	1	3:04.123 B	48.127	58.783	1:17.213	105.9	46:06.349								

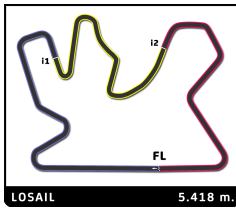
65 1. Alexander RITTWEGER								Ferrari 512 BBLM 1979 GT							
1	2	4:56.007	3:28.663	44.001	43.343	62.5	4:56.007								
2	2	2:05.610	45.447	40.833	39.330	155.3	7:01.617								
3	2	2:05.665	44.588	40.574	40.503	155.2	9:07.282								
4	2	2:29.900 B	46.292	43.864	59.744	130.1	11:37.182								
5	1	4:50.719	3:22.964	44.580	43.175	67.1	16:27.901								
6	1	2:17.100	49.760	44.439	42.901	142.3	18:45.001								
7	1	2:12.345	46.982	43.284	42.079	147.4	20:57.346								
8	1	2:12.711	46.554	43.694	42.463	147.0	23:10.057								
9	1	2:13.218	47.033	43.088	43.097	146.4	25:23.275								
10	1	2:12.976	46.939	43.289	42.748	146.7	27:36.251								
11	1	3:20.352 B	55.365	1:02.211	1:22.776	97.4	30:56.603								
12	1	4:34.831	3:07.830	43.781	43.220	71.0	35:31.434								
13	1	2:12.948	47.772	42.767	42.409	146.7	37:44.382								
14	1	2:11.747	47.428	42.902	41.417	148.0	39:56.129								
15	1	2:11.087	46.652	42.760	41.675	148.8	42:07.216								
16	1	2:50.412 B	46.206	46.094	1:18.112	114.5	44:57.628								

71 1. Annette ROLNER								Porsche 911 Carrera RS 3.0 1975 GT							
1	2	4:01.499	2:26.304	49.031	46.164	76.6	4:01.499								
2	2	2:22.488	51.203	46.579	44.706	136.9	6:23.987								
3	2	2:21.600	50.526	46.012	45.062	137.7	8:45.587								
4	2	2:23.579	51.239	46.963	45.377	135.8	11:09.166								
5	2	2:47.646 B	51.332	48.433	1:07.881	116.3	13:56.812								
6	1	5:33.977	3:50.441	51.466	52.070	58.4	19:30.789								
7	1	2:38.868	56.714	50.645	51.509	122.8	22:09.657								
8	1	2:38.909	56.131	51.642	51.136	122.7	24:48.566								
9	1	2:38.063	57.496	49.440	51.127	123.4	27:26.629								

72 1. Frank LAUDENKLOS								Porsche 911 2.5L ST 1972 GT							
11	1	3:05.002	1:26.609	48.358	50.035	105.4	33:52.942								
12	1	2:32.635	55.104	48.322	49.209	127.8	36:25.577								
13	1	2:32.756	55.333	48.724	48.699	127.7	38:58.333								
14	1	2:31.273	54.664	47.742	48.867	128.9	41:29.606								
15	1	2:49.547 B	54.666	48.371	1:06.510	115.0	44:19.153								
1	1	3:14.849	1:28.258	51.345	55.246	94.9	3:14.849								
2	1	2:35.026	54.854	49.957	50.215	125.8	5:49.875								
3	1	2:32.027	54.563	49.688	47.776	128.3	8:21.902								
4	1	2:42.729 B	54.166	49.827	58.736	119.9	11:04.631								
5	2	5:19.265	3:27.068	56.328	55.869	61.1	16:23.896								
6	2	2:50.687	1:02.654	54.137	53.896	114.3	19:14.583								
7	2	2:46.812	1:00.271	52.628	53.913	116.9	22:01.395								
8	2	2:45.397	59.486	52.321	53.590	117.9	24:46.792								
9	2	2:47.223	1:00.765	53.764	52.694	116.6	27:34.015								
10	2	3:49.909	1:10.476	1:11.424	1:28.009	84.8	31:23.924								
11	2	3:12.884	1:22.923	56.144	53.817	101.1	34:36.808								
12	2	2:47.329	59.862	53.447	54.020	116.6	37:24.137								
13	2	2:44.842	59.753	52.194	52.895	118.3	40:08.979								
14	2	2:45.852	1:00.150	53.019	52.683	117.6	42:54.831								

75 1. Ludovic CARON								Chevron B31 1975 P-2L							
1	1	3:07.406	1:34.152	46.080	47.174	98.7	3:07.406								
2	1	2:12.045	47.432	42.881	41.732	147.7	5:19.451								
3	1	2:11.205	46.326	42.068	42.811	148.7	7:30.656								
4	1	2:09.225	45.945	42.685	40.595	150.9	9:39.881								
5	1	2:09.337	46.047	42.124	41.166	150.8	11:49.218								
6	1	2:09.792	45.588	42.450	41.754	150.3	13:59.010								
7	1	2:08.750	45.747	42.181	40.822	151.5	16:07.760								
8	1	2:06.718	45.572	41.334	39.812	153.9	18:14.478								
9	1	2:07.662	45.237	41.895	40.530	152.8	20:22.140								
10	1	2:06.843	44.964	41.508	40.371	153.8	22:28.983								
11	1	2:07.756	44.889	41.077	41.790	152.7	24:36.739								
12	1	2:05.611	44.840	41.025	39.746	155.3	26:42.350								
13	1	2:32.356 B	48.663	43.080	1:00.613	128.0	29:14.706								
14	1	7:17.221	5:56.145	41.845	39.231	44.6	36:31.927								
15	1	2:03.928	45.109	40.502	38.317	157.4	38:35.855								
16	1	2:03.350	44.146	40.361	38.843	158.1	40:39.205								
17	1	2:05.462	44.736	40.596	40.130	155.5	42:44.667								
18	1	2:55.510 B	45.261	50.139	1:20.110	111.1	45:40.177								

79 1. Oren NATAF								Chevron B8 1969 P-2L							
1	1	4:30.192	2:38.699	58.398	53.095	68.5	4:30.192								
2	1	2:35.024	55.450	49.281	50.293	125.8	7:05.216								
3	1	2:30.714	54.211	48.334	48.169	129.4	9:35.930								
4	1	2:45.517	58.043	55.172	52.302	117.8	12:21.447								
5	1	2:32.000	54.660	48.365	48.975	128.3	14:53.447								
6	1	2:33.049	53.726	49.524	49.799	127.4	17:26.496								



Qatar Classic Challenge

Qatar 1812 KM

Qualifying

Sector Analysis

— Invalidated Lap ■ Personal Best ■ Session Best B Crossing the pit lane

Lap	D	Time	Sector 1	Sector 2	Sector 3	Kph	Elapsed	Lap	D	Time	Sector 1	Sector 2	Sector 3	Kph	Elapsed
7	1	2:31.534	53.481	48.800	49.253	128.7	19:58.030	7	1	2:15.120B	44.753	40.867	49.500	144.4	17:17.782
8	1	2:32.959	54.547	48.555	49.857	127.5	22:30.989	8	1	5:40.126	4:19.773	41.074	39.279	57.3	22:57.908
9	1	2:38.000	54.959	51.314	51.727	123.4	25:08.989	9	1	2:06.560	44.545	41.405	40.610	154.1	25:04.468
10	1	2:31.597	53.450	48.725	49.422	128.7	27:40.586	10	1	2:06.298	44.787	42.317	39.194	154.4	27:10.766
11	1	3:51.513B	1:07.738	1:10.482	1:33.293	84.2	31:32.099	11	1	2:52.870B	50.681	51.029	1:11.160	112.8	30:03.636
12	1	4:11.799	2:35.589	48.567	47.643	77.5	35:43.898								
13	1	2:30.057	52.397	49.720	47.940	130.0	38:13.955								
14	1	2:27.595	53.113	47.880	46.602	132.2	40:41.550								
15	1	2:30.617	52.699	49.009	48.909	129.5	43:12.167								
16	1	3:05.688B	59.972	56.109	1:09.607	105.0	46:17.855								

80 1.Xavier MICHEL
2.Christian VAGLIO-GIORS

Chevron B19 1971 P-2L

1	2	3:30.152	2:05.264	43.617	41.271	88.0	3:30.152
2	2	2:08.205	46.211	42.275	39.719	152.1	5:38.357
3	2	2:12.765	45.441	43.714	43.610	146.9	7:51.122
4	2	2:07.707	46.357	41.677	39.673	152.7	9:58.829
5	2	2:08.188	44.799	42.713	40.676	152.2	12:07.017
6	2	2:07.728	45.792	42.482	39.454	152.7	14:14.745
7	2	2:07.574	45.536	41.960	40.078	152.9	16:22.319
8	2	2:06.397	45.404	41.398	39.595	154.3	18:28.716
9	2	2:08.582	45.458	41.794	41.330	151.7	20:37.298
10	2	2:08.352	44.736	42.163	41.453	152.0	22:45.650
11	2	2:08.847	45.150	43.405	40.292	151.4	24:54.497

86 1.Eric MESTDAGH
2.Christophe VAN RIET

Lola T70 Mk.3B 1969 P+2L

1	1	3:08.172	1:37.621	45.383	45.168	98.3	3:08.172
2	1	2:17.320	49.163	44.520	43.637	142.0	5:25.492
3	1	2:19.481B	47.164	43.242	49.075	139.8	7:44.973
4	1	3:27.888	2:01.374	44.437	42.077	93.8	11:12.861
5	1	2:18.142B	47.547	42.905	47.690	141.2	13:31.003
6	1	3:33.414	2:07.422	43.779	42.213	91.4	17:04.417
7	1	2:10.407	45.827	43.101	41.479	149.6	19:14.824
8	1	2:09.270	46.064	42.447	40.759	150.9	21:24.094
9	1	2:10.581	46.314	42.672	41.595	149.4	23:34.675
10	1	2:29.902B	48.697	46.991	54.214	130.1	26:04.577
11	2	5:23.304	2:55.376	1:02.591	1:25.337	60.3	31:27.881
12	2	2:58.132	1:19.222	52.683	46.227	109.5	34:26.013
13	2	2:14.457	48.797	42.857	42.803	145.1	36:40.470
14	2	2:12.244	47.212	42.579	42.453	147.5	38:52.714
15	2	2:11.982	47.038	42.414	42.530	147.8	41:04.696
16	2	2:10.137	46.434	42.221	41.482	149.9	43:14.833
17	2	3:07.853B	58.389	57.320	1:12.144	103.8	46:22.686

99 1.Jamie CONSTABLE

Chevron B19 1971 P-2L

1	1	4:23.455	2:59.542	42.297	41.616	70.2	4:23.455
2	1	2:08.013	45.260	41.154	41.599	152.4	6:31.468
3	1	2:07.997	45.167	41.854	40.976	152.4	8:39.465
4	1	2:05.022	44.775	40.676	39.571	156.0	10:44.487
5	1	2:13.893	45.428	41.297	47.168	145.7	12:58.380
6	1	2:04.282	44.433	40.641	39.208	156.9	15:02.662

122 1.Eric EXCOFFIER
2.Clément EXCOFFIER

Chevrolet Corvette C3 1969 GT

1	1	3:39.742	2:05.067	48.511	46.164	84.2	3:39.742
2	1	2:18.593	49.842	44.714	44.037	140.7	5:58.335
3	1	2:43.412	49.127	45.029	1:09.256	119.4	8:41.747
4	1	2:20.237	49.728	46.507	44.002	139.1	11:01.984
5	1	2:16.739	49.005	44.440	43.294	142.6	13:18.723
6	1	2:16.263	48.797	44.580	42.886	143.1	15:34.986
7	1	2:23.427	51.255	47.040	45.132	136.0	17:58.413
8	1	2:32.779B	50.211	46.815	55.753	127.7	20:31.192
9	2	5:44.464	4:01.204	52.467	50.793	56.6	26:15.656
10	2	2:54.525	59.725	49.590	1:05.210	111.8	29:10.181
11	2	3:22.375	1:17.473	1:05.077	59.825	96.4	32:32.556
12	2	2:32.963	54.027	49.736	49.200	127.5	35:05.519
13	2	2:34.135	52.797	49.214	52.124	126.5	37:39.654
14	2	2:32.478	54.007	49.281	49.190	127.9	40:12.132
15	2	2:35.458	57.542	49.078	48.838	125.5	42:47.590
16	2	3:13.498B	53.814	1:04.116	1:15.568	100.8	46:01.088

159 1.Steve BROOKS

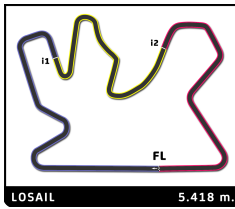
Lola T70 Mk.3B 1968 P+2L

1	1	3:23.190	1:42.211	52.197	48.782	91.0	3:23.190
2	1	2:15.046	48.142	44.070	42.834	144.4	5:38.236
3	1	2:13.438	46.975	43.050	43.413	146.2	7:51.674
4	1	2:10.007	47.335	41.977	40.695	150.0	10:01.681
5	1	2:11.311	45.964	42.668	42.679	148.5	12:12.992
6	1	2:10.453	46.529	42.300	41.624	149.5	14:23.445
7	1	2:10.408	46.656	42.614	41.138	149.6	16:33.853
8	1	2:11.834	47.142	41.722	42.970	147.9	18:45.687
9	1	2:21.376B	46.465	43.380	51.531	138.0	21:07.063
10	1	8:01.578	6:08.935	45.784	1:06.859	40.5	29:08.641
11	1	3:17.678	1:16.755	1:06.368	54.555	98.7	32:26.319
12	1	2:07.732	45.411	41.398	40.923	152.7	34:34.051
13	1	2:11.401	46.039	42.331	43.031	148.4	36:45.452
14	1	2:15.943	48.209	42.985	44.749	143.5	39:01.395
15	1	2:10.583	45.918	42.393	42.272	149.4	41:11.978
16	1	2:06.594	45.384	41.102	40.108	154.1	43:18.572
17	1	3:14.378B	59.101	1:01.610	1:13.667	100.3	46:32.950

172 1.NELSON
2.Pierre FILLON

Chevron B19 1971 P-2L

1	1	3:07.745	1:34.583	45.965	47.197	98.5	3:07.745
2	1	2:13.822	48.570	42.581	42.671	145.8	5:21.567
3	1	2:11.007	46.561	42.487	41.959	148.9	7:32.574
4	1	2:09.841	46.122	42.149	41.570	150.2	9:42.415
5	1	2:26.681B	47.734	42.550	56.397	133.0	12:09.096
6	1	3:42.163	2:16.986	42.931	42.246	87.8	15:51.259



Qatar Classic Challenge

Qatar 1812 KM

Qualifying

Sector Analysis

— Invalidated Lap ■ Personal Best ■ Session Best B Crossing the pit lane

Lap	D	Time	Sector 1	Sector 2	Sector 3	Kph	Elapsed	Lap	D	Time	Sector 1	Sector 2	Sector 3	Kph	Elapsed
7	1	2:10.357	46.646	42.133	41.578	149.6	18:01.616	2	2	2:29.596	53.181	48.098	48.317	130.4	6:35.230
8	1	2:12.700	48.287	43.279	41.134	147.0	20:14.316	3	2	2:27.248	52.882	47.487	46.879	132.5	9:02.478
9	1	2:10.639	46.399	42.022	42.218	149.3	22:24.955	4	2	2:27.431	52.782	47.359	47.290	132.3	11:29.909
10	1	2:10.553	46.467	42.155	41.931	149.4	24:35.508	5	2	2:27.410	53.170	47.151	47.089	132.3	13:57.319
11	1	2:10.975	47.767	42.310	40.898	148.9	26:46.483	6	2	2:26.312	52.135	46.613	47.564	133.3	16:23.631
12	1	3:04.300 B	55.268	53.286	1:15.746	105.8	29:50.783	7	2	2:37.963 B	51.855	47.847	58.261	123.5	19:01.594
13	2	8:44.078	7:19.362	42.365	42.351	37.2	38:34.861	8	1	4:39.370	3:02.721	48.300	48.349	69.8	23:40.964
14	2	2:08.505	46.192	41.786	40.527	151.8	40:43.366	9	1	2:29.724	54.039	48.413	47.272	130.3	26:10.688
15	2	2:08.736	45.788	41.764	41.184	151.5	42:52.102	10	1	2:45.643	53.800	46.965	1:04.878	117.8	28:56.331
16	2	3:05.814 B	46.711	1:01.642	1:17.461	105.0	45:57.916	11	1	3:30.090	1:25.857	1:05.033	59.200	92.8	32:26.421
								12	1	2:26.197	52.830	46.445	46.922	133.4	34:52.618
								13	1	2:26.041	52.479	46.311	47.251	133.6	37:18.659
								14	1	2:37.854 B	52.388	46.831	58.635	123.6	39:56.513

173 1. Romain JOFFROY
2. Xavier GAFFORY
Porsche 911 Carrera RSR 3.0 1974
GT

1	1	3:08.436	1:27.074	51.285	50.077	98.2	3:08.436
2	1	2:23.290	51.869	46.178	45.243	136.1	5:31.726
3	1	2:23.553	51.221	47.104	45.228	135.9	7:55.279
4	1	2:21.472	50.192	45.908	45.372	137.9	10:16.751
5	1	2:21.079	50.468	45.686	44.925	138.3	12:37.830
6	1	2:20.627	50.352	45.370	44.905	138.7	14:58.457
7	1	3:01.252 B	57.410	58.113	1:05.729	107.6	17:59.709
8	2	4:57.742	3:16.076	52.684	48.982	65.5	22:57.451
9	2	2:29.601	53.586	47.609	48.406	130.4	25:27.052
10	2	2:26.949	52.741	46.945	47.263	132.7	27:54.001
11	2	3:32.618	1:01.839	1:05.220	1:25.559	91.7	31:26.619
12	2	3:01.592	1:22.077	50.005	49.510	107.4	34:28.211
13	2	2:28.089	53.817	46.967	47.305	131.7	36:56.300
14	2	2:27.714	52.497	48.175	47.042	132.0	39:24.014
15	2	2:26.303	52.850	46.874	46.579	133.3	41:50.317
16	2	2:59.799 B	54.079	48.438	1:17.282	108.5	44:50.116

180 1. Lars ROLNER
2. Pierre-Alain THIBAUT
Porsche 934/5 1977
GT

1	1	4:16.966	2:41.716	50.317	44.933	72.0	4:16.966
2	1	2:16.002	47.863	42.943	45.196	143.4	6:32.968
3	1	2:12.835	47.170	42.979	42.686	146.8	8:45.803
4	1	2:10.549	46.767	42.577	41.205	149.4	10:56.352
5	1	2:10.202	46.216	42.488	41.498	149.8	13:06.554
6	1	2:10.721	46.628	42.562	41.531	149.2	15:17.275
7	1	2:11.136	46.923	42.984	41.229	148.7	17:28.411
8	1	2:10.172	46.395	42.210	41.567	149.8	19:38.583
9	1	2:24.073 B	46.488	42.827	54.758	135.4	22:02.656
10	2	5:23.677	3:45.352	52.505	45.820	60.3	27:26.333
11	2	3:19.764	53.972	1:06.728	1:19.064	97.6	30:46.097
12	2	2:55.399	1:27.442	45.198	42.759	111.2	33:41.496
13	2	2:11.434	46.994	43.217	41.223	148.4	35:52.930
14	2	2:11.272	46.209	43.366	41.697	148.6	38:04.202
15	2	2:10.099	46.541	42.537	41.021	149.9	40:14.301
16	2	2:13.731	48.715	43.446	41.570	145.9	42:28.032
17	2	3:10.002 B	46.544	1:01.379	1:22.079	102.7	45:38.034

928 1. Jörg BRATKE VON BERGHE
2. Olivier LOUISODER
Porsche 928 S 1980
GT

1	2	4:05.634	2:26.640	50.650	48.344	75.3	4:05.634
---	---	----------	----------	--------	--------	------	----------