

2025 DRIVERS' SEASON BRIEFING NOTES

PIT LANE PROCEDURES

- 1) Maximum speed in pit lane: 60 km/h.
- 2) Pit lane speed must be respected from pit in loop (60 km/h marker board) to pit out loop (60 km/h marker board).
- 3) Red / green at pit exit must be respected at all times.
- 4) If the red lights are on at pit exit: any car waiting at pit exit must stop before the RFID or 3 meters before the pit exit line.
- 5) Cars can be stopped by scrutineering at any time; drivers must respect the signal of the scrutineers.

GENERAL SAFETY AND INCIDENT PROCEDURES

- 6) Astroturf / kerbs / track verges take longer to dry than the track.
- 7) If during a Red Flag, Safety Car, Virtual Safety Car or Full Course Yellow procedures, if you encounter a problem: you must leave the racing line immediately.
- 8) In case of accident:
 - Signal to the marshals that you are OK as soon as possible ('thumbs up').
 - Do not stay on radio to your team: this can lead to unnecessarily deploying medical services or may result in a Red Flag.
 - If you cannot continue:
 - leave the car as soon and as safe as possible.
 - Help the recovery operations.
 - Car must be left in neutral with steering wheel in position.
 - If you can continue stay in the car so that the marshal can hoist you to a safe place.
- 9) When going through a gravel / run off area:
 - Zig-Zag your car off track before rejoining to drop the gravel / dirt off the line.

ON TRACK DRIVING STANDARDS

- 10) Respect across all categories.
- 11) Blue flags (Appendix H ISC Article 2.5.5.e) are to be respected at all times.
- 12) Discord may be used between competitors to anticipate blue flags.
- 13) It is up to the faster car to find a way to overtake in traffic: slower cars should stick to the racing line.
- 14) Track limits must be respected at all times.
 - Track limits violations will be monitored and listed on a timing page.
 - Track limits are counted by driver by session. The race is considered as one session.
 - During FP, warm up or race:
 - 4th offence in the session: warning flag.
 - 5th offence in the session: report to the Stewards.
 - During all sessions, track limit infringements will lead to the deletion of the lap time.

TRACK SIDE PANELS

- 15) Track side panels will be used on most of the tracks visited.
- 16) Track side panels complement marshals' flags.
- 17) In case of discrepancy between track side panels, marshal flag or on-board marshalling display, the most restrictive flag will apply.



YELLOW AND DOUBLE YELLOW FLAGS – Appendix H of the ISC Article 2.5.5.b

- 18) Yellow flag(s) means danger.
- 19) Reduce speed.
- 20) Forbidden to overtake.
- 21) Double Yellow Flags also mean that marshals and/or vehicles may be exposed, drivers must be ready to stop.
- 22) The onus of proving that any flag is respected is solely on the driver.

RED FLAG – FIA WEC Sporting regulations Article 14.3

- 23) During free practices, qualifying or warm up, when Red Flag is deployed: all cars to 80 km/h and to come back in pit lane.
- 24) The Race Director may release the cars from the 80 km/h speed limit once passed the incident to bring all the cars in the pit lane quicker.

FULL COURSE YELLOW – FIA WEC Sporting Regulations Article 14.5

- 25) Once FCY is deployed:
 - Yellow flags will be waved around the track and FCY board will be presented in the marshal posts.
 - Marshal post(s) of the intervention will be under double waved yellow flags.
 - FCY will be displayed on the onboard marshalling system.
 - All cars to slow down to 80 km/h – overtaking is forbidden – there will be a 3 seconds tolerance after the zero countdown for cars to drop at 80 km/h.
- 26) Pit entry will close when the Race Director announces “FCY will be deployed at...”
 - ➔ In Free Practices, you will be allowed to pit under FCY even if the pit entry closed light is turned on.

SAFETY CAR – Appendix H of the ISC Article 2.10 – FIA WEC Sporting Regulations Article 14.6

- 27) Once Safety car is deployed
 - Yellow flags will be waved around the track and SC boards will be presented in the marshal posts.
 - Marshal post(s) preceding the location of the intervention will wave double yellow flags.
 - SC will be displayed on the onboard marshalling system.
 - Overall leader to slow down around 80 km/h – overtaking is forbidden.
- 28) Weaving to maintain tyre temperature is forbidden in the area(s) affected by the incident.
- 29) Weaving to maintain tyre temperature is forbidden during pass around.
- 30) Maximum distance between two consecutive cars is 5-car length gap.
- 31) Pass around will be announced on the timing monitor and by pit wall radio with the two following stages:
 - “Prepare for pass around”: cars eligible for pass around to move to the right-hand side of the track.
 - “Start the pass around”: cars eligible for pass around to start overtaking by the right-hand side the line of cars and the Safety Car.
 - Cars doing the pass around must join the back of the queue as quick as possible, in a single line, in a safe way. Bearing in mind that the track is neutralized and that works may still be on going on track or track side.
 - Cars that are not doing the pass around will stay on the left-hand side, behind the Safety Car.
- 32) All cars on track must respect the pit entry closed light, irrelevant of their number of laps completed behind the Safety Car.
- 33) At the end of the Safety Car procedure:
 - Race Director will instruct “Safety Car in this lap”.
 - The Safety Car will turn off the roof lights.
 - Overtaking remains strictly forbidden until you cross the Line (unless a car is undoubtedly slow).



- It is the obligation of any driver with an obvious problem to stray away from the racing line, and not block the cars behind.

VIRTUAL SAFETY CAR – FIA WEC Sporting Regulations Article 14.7

- 34) Once Virtual Safety Car is deployed
- A count down will precede the VSC.
 - Yellow flags will be waved around the track and VSC boards will be presented in the marshal posts.
 - Marshal post(s) preceding the location of the intervention will wave double yellow flags.
 - VSC will be displayed in the onboard marshalling system.
 - All cars to drop to 80 km/h – overtaking is forbidden - there will be a 3 second tolerance after the zero countdown for cars to drop at 80 km/h.

STARTING PROCEDURES

- 35) Clear instructions will be given during each briefing of the season.
- 36) The pole position is responsible for the speed of the field.
- 37) Cars must go through the standing start grid boxes markings.
- 38) Race starts once the lights go off and when the cars physically cross the Starting Line.

END OF SESSIONS AND END OF RACE PROCEDURE

- 39) Parc fermé and operations allowed are detailed in the Sporting Regulations: no other work or checks may be carried out.
- 40) At the end of the race, if possible, we would appreciate the overall leader to leave a gap to the car in front on track to present the chequered flag.
- 41) At the end of the race, after taking the chequered flag: do not overtake other cars.
- 42) The winning car from each category will be required to go underneath the podium.
- 43) All drivers of the cars of the top 3 of category class must immediately go to the podium after the chequered flag and follow instructions from the WEC organisation.

GENERAL ORGANISATION

- 44) During the race, most of the stewards' decisions will be referred to on the timing monitors.
- 45) The onboard Marshalling display must be operational – in case of failure, Race Control must be informed.
- 46) If a team has communication (radio) problems
- 47) Visit the FIA Anti-Doping Campaign 'Race True' website – <http://www.fia.com/fia-race-true-e-learning> .
- 48) Please acquaint yourself with the Appendixes B and C of the International Sporting Code.
- 49) International Sporting Code and appendixes must be respected during Competitions.



2025 TEAM MANAGERS' SEASON BRIEFING NOTES

PIT LANE PROCEDURES

- 1) Maximum speed in pit lane: 60 km/h.
- 2) Red / green at pit exit must be respected at all times.
- 3) If the red light is on at pit exit: any car waiting at pit exit must stop before the RFID or 3 meters before the pit exit line.
- 4) Unless instructed otherwise by Race Control, cars will access the working lane 5 minutes before the start of the session; and cars will access the fast lane 3 minutes before the start of the session. The same will apply before opening the pit exit to access the grid before the race.
- 5) From the moment cars are allowed in the working lane before a session, article 12 of the Sporting Regulations applies.
- 6) When pit entry is closed, if a car is planning to perform an emergency pit stop, the Team Manager should inform Race Control on Discord in advance.
- 7) Cars can be stopped by scrutineering at any time; drivers must respect the signal of the scrutineers.
- 8) It is forbidden to place timing devices and/or beacons less than 3 meters from the official timing systems.
- 9) Pit lane markings must be removed at the end of the race.

GENERAL SAFETY AND INCIDENT PROCEDURES

- 10) If during a Red Flag, Safety Car, Virtual Safety Car or Full Course Yellow procedures, if your car encounters a problem: you must instruct your driver to leave the racing line immediately.
- 11) In case of accident:
 - Do not stay on radio: this can lead to unnecessarily deploying medical services or may result in a Red Flag.
 - If the car cannot continue:
 - The driver, when safe to do so, will leave the car as soon as possible.
 - The driver must help the recovery operations.
 - Car must be left in neutral with the steering wheel in position.
 - If the car can continue: the driver must stay in the car so that the marshals can hoist the car to a safe place.
 - If the Impact Warning Light AKA “medical light” signal is activated, the driver must be examined by the medical services without delay.
- 12) When going through a gravel / run off area:
 - Zig-Zag your car off track before rejoining to drop the gravel / dirt off the line.
- 13) If the car is stopped for technical reasons, the scrutineers will release the car when they are satisfied with the repairs.
- 14) In Hypercar category, it is up to each competitor to ensure that the car is electrically safe at all times. The car must either have the ERS operating light illuminated (green light) or have a distinctive sign (green hat) visible to all. This sign cannot be removed until the ERS lights is green.

ON TRACK DRIVING STANDARDS

- 15) Respect across all categories.
- 16) Blue flags (Appendix H ISC Article 2.5.5.e)) are to be respected at all times.
- 17) Discord may be used between competitors to anticipate blue flags. It is the team manager's responsibility to inform the driver about the traffic.
- 18) Track limits must be respected at all times.
 - Track limit violations will be monitored and listed on a timing page.
 - Track limits are counted by driver by session. The race is considered as one session.
 - During FP, warm up or race:



- 4th offence in the session: warning flag.
- 5th offence in the session: report to the Stewards.
- During all sessions, track limit infringements will lead to the deletion of the lap time.

YELLOW AND DOUBLE YELLOW FLAGS – Appendix H of the ISC Article 2.5.5.b

- 19) Yellow flag(s) mean danger.
- 20) Reduce speed.
- 21) Forbidden to overtake.
- 22) Double Yellow Flags may also mean that marshals and/or vehicles may be exposed, drivers must be ready to stop.
- 23) The onus of proving that any flag is respected is solely on the driver.

RED FLAG – FIA WEC Sporting regulations Article 14.3

- 24) During free practices, qualifying or warm up, when Red Flag is deployed: all cars must slow as soon as safe to do so, to 80 km/h and must come back in pit lane.
- 25) The Race Director may release the cars from the 80 km/h speed limit once passed the incident to bring all the cars in the pit lane quicker.

FULL COURSE YELLOW – FIA WEC Sporting Regulations Article 14.5

- 26) Once FCY is deployed:
 - Yellow flags will be waved around the track and FCY boards will be presented in the marshal posts.
 - Marshal post(s) preceding the location of the intervention will display double waved yellow flags.
 - FCY will be displayed on the onboard marshalling system.
 - All cars to slow down to 80 km/h – overtaking is forbidden - there will be a 3 second tolerance after the zero countdown for cars to drop at 80 km/h.
- 27) Pit entry will close when the Race Director announces “FCY will be deployed at...”
 - ➔ In Free Practices, it will be allowed to pit under FCY even if the pit entry closed light is turned on.

SAFETY CAR – Appendix H of the ISC Article 2.10 – FIA WEC Sporting Regulations Article 14.6

- 28) Once Safety car is deployed
 - Yellow flags will be waved around the track and SC boards will be presented in the marshal posts.
 - Marshal post(s) preceding the location of the intervention will display double waved yellow flags.
 - SC will be displayed on the onboard marshalling system.
 - Overall leader should slow down around 80 km/h – overtaking is forbidden.
- 29) Weaving to maintain tyre temperature is forbidden in the area(s) affected by the incident(s).
- 30) Weaving to maintain tyre temperature is forbidden during pass around.
- 31) Maximum distance between two consecutive cars is 5-car length gap.
- 32) Pass around will be announced on the timing monitor and by pit radio with the two following stages:
 - “Prepare for pass around”: cars eligible for pass around to move to the right-hand side of the track.
 - “Start the pass around”: cars eligible for pass around start overtaking by the right-hand side the line of cars and the Safety Car.
 - Cars that are not illegible to do the pass around must stay on the left-hand side (absolutely no weaving during the Prepare for the pass around or the instruction to start the pass around), behind the Safety Car.



- Cars doing the pass around must join the back of the queue as quick as possible, in a single line, in a safe way. Bearing in mind that the track is neutralized and that works may still be on going on track or track side.
- 33) All cars on track must respect the pit entry closed light, irrelevant of the number of laps completed behind the Safety Car.
- 34) At the end of the Safety Car procedure:
- Race Director will instruct “Safety Car in this lap”.
 - The Safety Car will turn off the roof lights.
 - Overtaking remains strictly forbidden until drivers cross the Line (unless a car is undoubtedly slow).
 - It is the obligation of any driver with an obvious problem to stray away from the racing line, and not block the cars behind.

VIRTUAL SAFETY CAR – FIA WEC Sporting Regulations Article 14.7

- 35) Once Virtual Safety car is deployed:
- A count down will precede the VSC.
 - Yellow flags will be waved around the track and VSC boards will be presented in the marshal posts.
 - Marshal post(s) preceding the location(s) of the intervention(s) will display double waved yellow flags.
 - VSC will be displayed on the onboard marshalling system.
 - All cars to slow down to 80 km/h – overtaking is forbidden - there will be a 3 second tolerance after the zero countdown for cars to drop at 80 km/h.

STARTING PROCEDURES

- 36) Clear instructions will be given during each briefing of the season.
- 37) The pole position is responsible for the speed of the field once the Leading Car leaves the track.
- 38) Cars must go through the standing start grid boxes markings.
- 39) Race starts once the lights switch off and when the cars physically cross the Starting Line.
- 40) In case of a start behind the Safety Car: the Safety Car will leave the grid at the time the race should have started.
- 41) When starting from the pit lane, cars will be allowed to join the formation lap(s) under the conditions defined in Article 11.2.1, to gain tyres / brake temperature.
- 42) It is forbidden to start any engine during the national anthem.

END OF SESSIONS AND END OF RACE PROCEDURES

- 43) Parc fermé and the operations allowed are detailed in the Sporting Regulations: no other work or checks may be carried out.
- 44) At the end of a session, we may ask a team to stop a determined car on track to simulate a medical intervention with extrication. This request will be done via Discord.
- 45) At the end of the race, if possible, we would appreciate that the overall leader leaves a gap to the car in front on track to present the chequered flag.
- 46) At the end of the race, after having taken the chequered flag: do not overtake other cars.
- 47) The winning car from each category will be required to go underneath the podium.
- 48) All drivers of the cars of the top 3 of each category must immediately go to the podium after the chequered flag and follow instructions from the WEC organization.
- 49) At the end of the race, for the cars selected to undergo scrutineering, mechanic should be at scrutineering to welcome the cars.



GENERAL ORGANISATION & COMMUNICATION MEANS

- 50) During the races, most of the Stewards' decisions will be referred to on the timing monitors.
- 51) The on board Marshalling display must be operational – in case of failure, Race Control must be informed.
- 52) If changes are made on the cars overnight, inform the scrutineers as soon as possible.
- 53) Visit the FIA Anti-Doping Campaign 'Race True' website – <http://www.fia.com/fia-race-true-e-learning>.
- 54) ADC armband is worn by officials appointed by the Stewards. Antidoping regulations should be enforced by competitors. Access cannot be refused to officials.
- 55) Please acquaint yourself with the Appendixes B and C of the International Sporting Code.
- 56) International Sporting Code and appendixes must be respected during Competitions.
- 57) Pit wall radio will be tested 10 minutes before the session and will remain online 10 minutes after the session.
- 58) Discord will be operational 10 minutes before the session.
- 59) In case of issue (TV, timing, discord, ...): inform Race Control or an ACO pit lane marshal.
- 60) Alkamel monitors are the only monitors to rely on concerning official information.



APPENDIX H – Article 2.5.5.B.

Yellow flag signal

- YF signals mean danger, drivers must reduce the speed & be in full control of their vehicles. Overtaking is forbidden until you pass the green flag signal.
- When double YF are shown, drivers must reduce speed and be prepared to change direction or stop. Double YF may also mean that marshals are exposed.
- It is the onus of each driver to prove that he/she slowed down.

SPECIFIC INFORMATION

Race control access: pit lane & paddock - ground floor

Red flag line: Start line

Red flag access gate: in front of box 22/23

Pole position: RHS

Pit entry closed repeaters: in front of box 12 – 23 – 39

Scrutineering: first garages

Parc Fermé after the race: pit entry – after the 60km/h board

Top-4 Meeting: Thursday 19h50 – Briefing room

Driving standards

- Respect between all drivers and categories.
- It is up to the fastest car to find a way to overtake in a safe way.

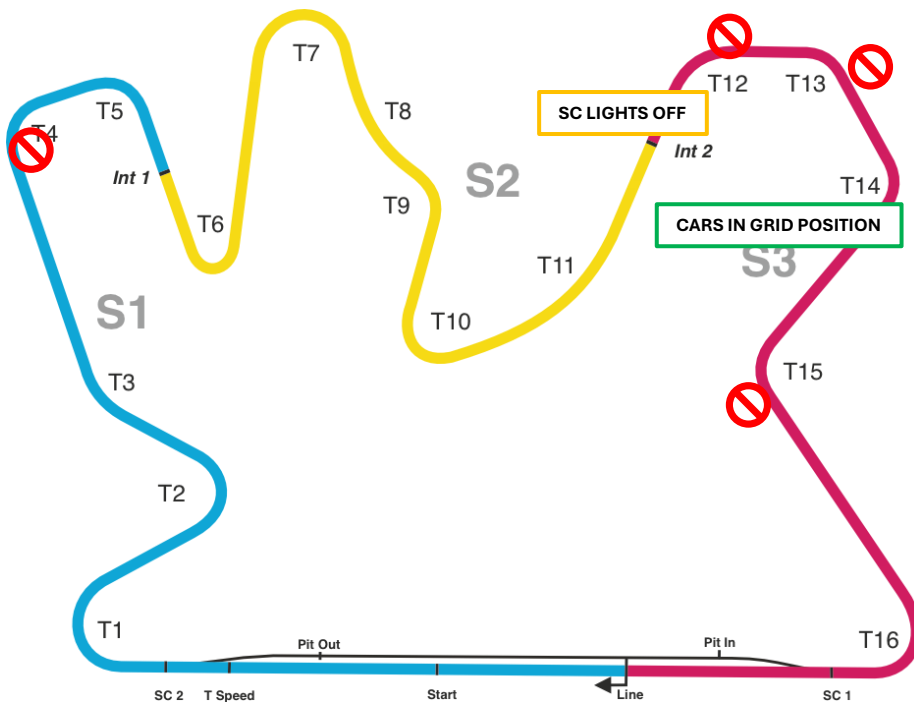
APPENDIX L – Chapter IV

Track limits

- Cameras at T4, T12, T13 and T15.
- Judges of fact have been appointed for other turns.
- In Qualifying and Hyperpole, any track limits noted or reported at T16 will entail the loss of the relevant and the next lap assuming the driver remains on track.

Pit lane

- Red/Green light at pit exit must be respected.
- Pit entry road white line must be respected on LHS.
- Pit exit road white line must be respected on LHS.
- Longitudinal track edge Dotted lines at pit entry and exit must be respect as track limits for cars that stay on track.



Timekeeping circuit map V1

Center line	5 418 m
Int 1 at	2 072 m
Int 2 at	3 664 m
Start line offset	280 m
Pit in to pit out	501,7 m
Lap by the pits	5 429,4 m

INTERNATIONAL SPORTING CODE

International Sporting Code: 27/01/2025

General prescriptions: 23/12/2019

Appendix H: 23/12/2024

Appendix L: 11/12/2024

FIA WEC SPORTING REGULATIONS

Sporting regulations: 17/10/2024

Committee decisions: #D13

RD Communication: /

Timetable: V5





DRIVERS BRIEFING





GENERAL INFORMATION



RESPECT BETWEEN CATEGORIES



DRIVING BEHAVIOUR



DRIVING BEHAVIOUR



10 - Hofer-Racing • Pos 4: 14 - Optimum Motorsport • Pos 5: 55 - Massive Motorsport • Pos 6: 17 - IDEC SPORT



RESPECT TRACK LIMITS




C-11

13/02/2025



Ft. 15 21 36 871





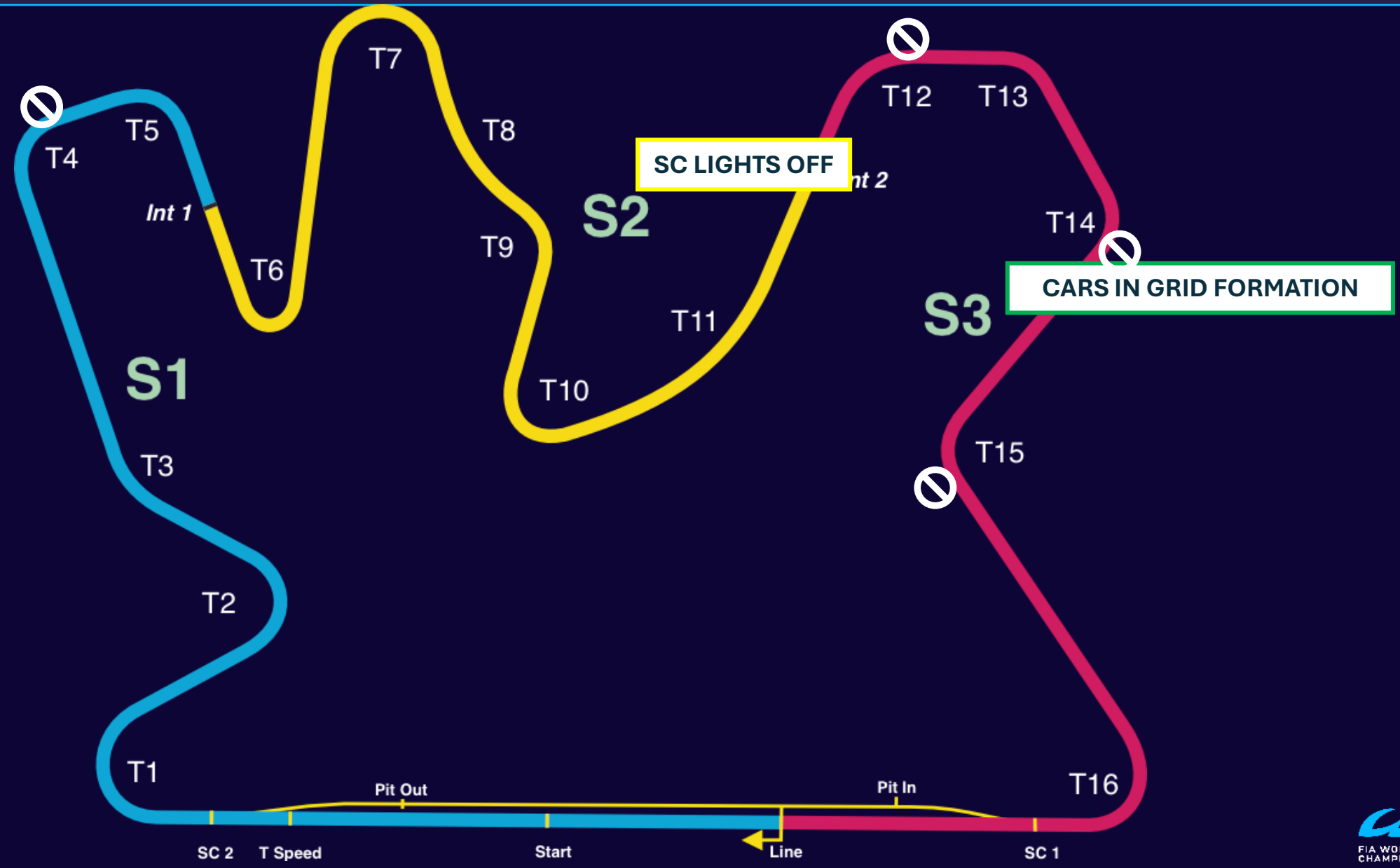


CIRCUIT SPECIFICITIES





CIRCUIT MAP



PIT ENTRY LINES – SC LINE 1

DOTTED LINE ON THE LHS ON PIT ENTRY MUST BE RESPECTED AS PER APPENDIX L.

SC LINE 1

DOTTED LINE AT PIT ENTRY RHS MUST BE RESPECTED AS TRACK LIMIT FOR CARS ON TRACK

START OF THE 60km/h SPEED LIMIT




LANES IN THE PIT LANE



RFID - PIT EXIT LOOP – END OF THE 60km/h SPEED LIMIT



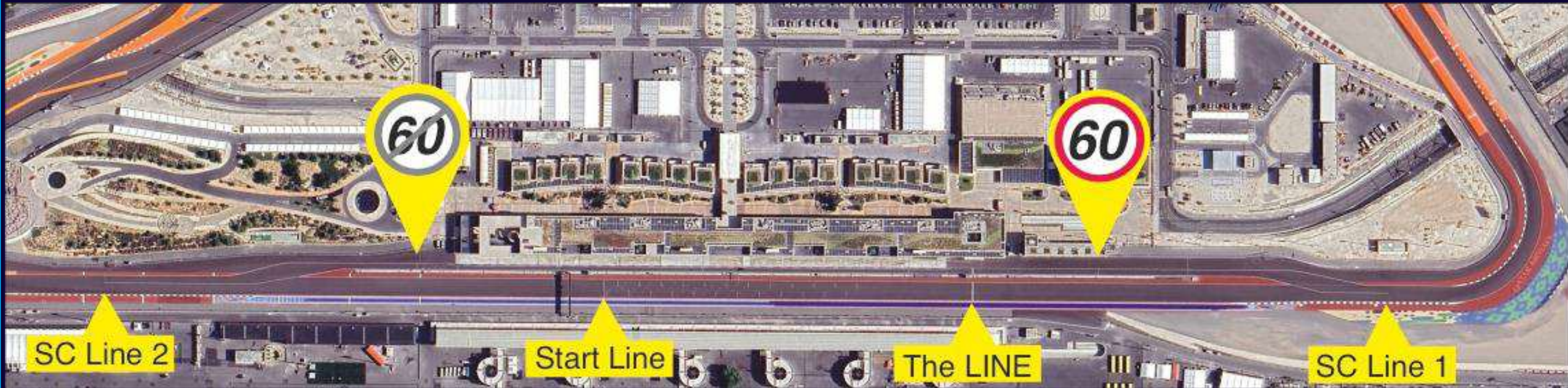
WHEN RED AT PIT EXIT – CARS MUST STOP BEFORE THE RFID.



START & END OF THE WORKING LIMITS




PIT LANE ORGANISATION



PIT EXIT ROAD



PIT EXIT ROAD – SC LINE 2




BLUE FLAG FOR CARS EXITING THE PIT LANE

DOTTED LINE AT PIT EXIT MUST BE RESPECTED AS TRACK LIMIT FOR CARS ON TRACK

MARSHAL POST - DIGITAL PANEL



DISCREPANCY BETWEEN INFORMATIONS



CONTROL LINE – SC RESTART LINE – RD SIGNALLING



RD SIGNALLING REPEATER









NEUTRALISATION PROCEDURES





SINGLE WAVED YELLOW FLAG - DANGER

- REDUCE YOUR SPEED
- DO NOT OVERTAKE
- BE PREPARED TO CHANGE DIRECTION



DOUBLE WAVED YELLOW FLAG - DANGER

- REDUCE YOUR SPEED SIGNIFICANTLY
- DO NOT OVERTAKE
- BE PREPARED TO CHANGE DIRECTION OR STOP
- MARSHALS MAY BE EXPOSED

THE ONUS OF PROVING THAT A FLAG HAS BEEN RESPECTED RESTS SOLELY WITH THE DRIVER

FULL COURSE YELLOW - FCY



AT LEAST A 15 SEC WARNING WILL BE GIVEN.



PIT ENTRY CLOSED LIGHT WILL BE AUTOMATICALLY ACTIVATED ONCE FCY IS ANNOUNCED.
CARS ARE ALLOWED TO PIT IN FREE PRACTICES.
DURING THE RACE, THE LIGHT MUST BE RESPECTED AT ALL TIMES IT IS ACTIVATED.



DOUBLE WAVED YELLOW FLAGS IN THE AREA(S) OF THE INTERVENTION(S).



AT LEAST A 15 SEC WARNING WILL BE GIVEN.

ALL CARS TO SLOW DOWN TO 80km/h.



DOUBLE WAVED YELLOW FLAGS IN THE AREA(S) OF THE INTERVENTION(S).



THERE WILL BE NO COUNTDOWN PRECEDING A SAFETY CAR.



OVERALL LEADER TO SLOW DOWN TO AROUND 80km/h (THIS SPEED WILL NOT BE CONTROLLED).
ONCE THE CARS ARE ALL QUEUED UP, THEY MUST FOLLOW THE SC SPEED.



DOUBLE WAVED YELLOW FLAGS IN THE AREA(S) OF THE INTERVENTION(S).



PIT ENTRY CLOSED FOR THE 3 FIRST SC LAPS AS DEFINED IN THE REGULATIONS.

PIT ENTRY CLOSED LIGHT



PIT ENTRY CLOSED LIGHT REPEATERS



IN FRONT OF BOX 12



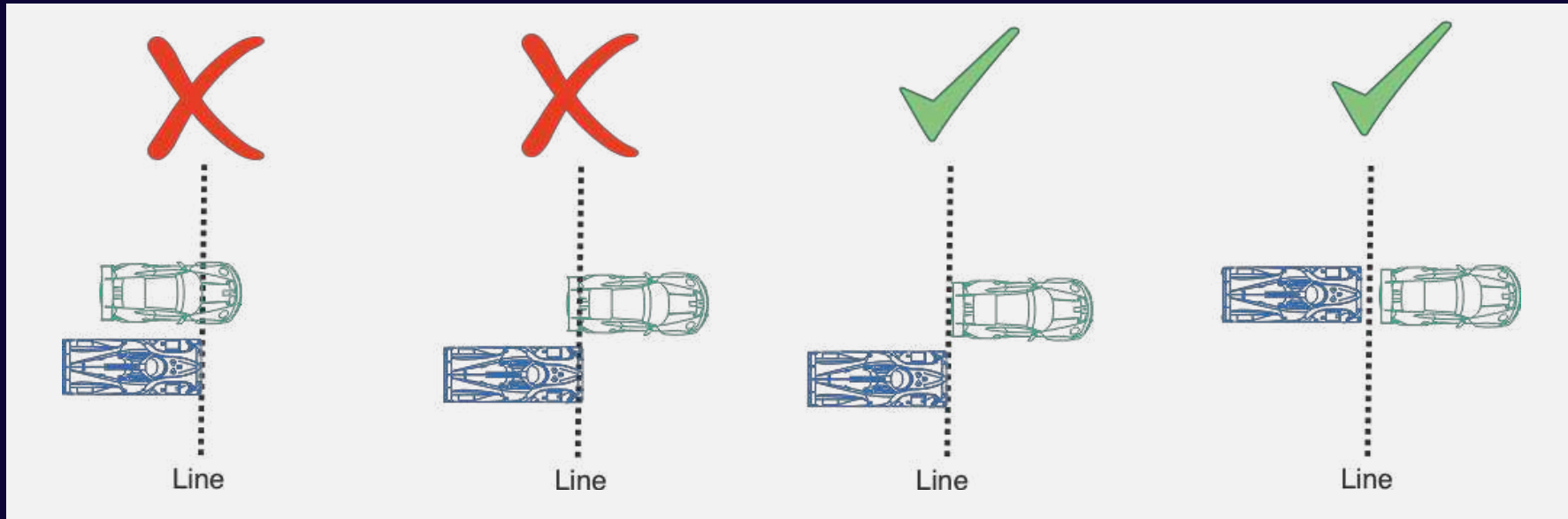
IN FRONT OF BOX 23




IN FRONT OF BOX 33



END OF THE SC PROCEDURE



RED FLAG DURING PRACTICES



THERE WILL BE NO COUNTDOWN PRECEDING A RED FLAG.

- SESSIONS - ALL CARS TO SLOW DOWN SAFELY TO 80km/h, NO OVERTAKING & RETURN TO PIT LANE.**
- RACE - ALL CARS TO SLOW DOWN, NO OVERTAKING & LINE UP ON THE LHS AT THE RED FLAG LINE.**



DOUBLE WAVED YELLOW FLAGS IN THE AREA(S) OF THE INTERVENTION(S).

RED FLAG LINE DURING THE RACE







START & END OF RACE PROCEDURES



FORMATION AT THE RACE START




RACE START



END OF THE RACE PROCEDURES



END OF RACE PROCEDURES FOR WINNERS



END OF RACE PROCEDURES – PARC FERME





HYBRID PARKING & AREA 51



● ON TRACK HYBRID PARKING





TEAM MANAGERS BRIEFING



PIT LANE SHARING



2,5m LINE

CIRCULATION LANE TO / FROM WEC SCRUTINEERING

TENSATORS – TO BE PLACED 5 MINUTES BEFORE SUPPORT RACE SESSION

SUPPORT RACE WORKING LANE



TIMETABLE V5



TOP-4 STARTING DRIVERS BRIEFING: Friday 19:00 – Briefing room
TOP 4 HYPERCAR / TOP 4 LMGT3



SPORTING REGULATIONS dated 19/10/2023 – Committe decision #D13



Qatar Classic Challenge, F4 Middle East Championship, FR Middle East Championship

[Eduardo FREITAS](#)

+44 7825 019 023 - efreitas@fia.com

